



Sacred Heart School | Salinas

Celebrating over 100 years of Quality Catholic Education

May 28, 2021

Dear Parents of Incoming Fourth Grade Students,

I would like to take this opportunity to introduce myself. For those who do not know me, I am Ms. Toderick, and I am so excited to be your child's fourth grade teacher! Fourth grade is a special year with so many learning opportunities to celebrate. I am committed to creating a classroom environment where your child is valued, trusted, and an integral part of our family of learners.

This will be my fifth-year teaching, and my sixth year at Sacred Heart School. I have come to love the close-knit community this school embodies, and I look forward to getting to know all of you and your students even better in fourth grade.

To be prepared for fourth grade, please work on the following:

Math:

1. Practice multiplication facts beginning with 2's and ending with 12's
2. **Make flashcards on all math facts and practice 15 minutes a day**
3. Practice division facts beginning with 2's and ending with 12's
4. Practice place value up to 1,000
5. Practice estimating sums and differences of 2-digit numbers
6. Practice rounding numbers to the nearest ten, hundred, and thousand
7. Practice determining if a number is even or odd

Language Arts:

1. Read for 20 minutes each day
2. Practice cursive handwriting
3. Practice writing every day. I encourage students to keep a summer journal and write down 3 things they did each day.

In fourth grade we will be using a Chromebook daily. Students will need to know how to use a keyboard for typing documents. There are free typing programs online, such as typingclub.com. Students should practice this skill over the summer.


Required Summer Reading/Activities: Over the summer please have your child read *George's Marvelous Medicine* by Roald Dahl and complete the enclosed worksheets. It is important that these worksheets be completed in cursive, as cursive handwriting will be expected in fourth grade. I highly encourage your child to read this summer and to practice their cursive handwriting. **These worksheets will be due on the first day of school.**

Don't forget to order school supplies from 1st Day School Supplies (link on school's website) by July 1st. They will be delivered directly to my classroom with your child's name. Have a relaxing and enjoyable summer. I will see you in August!

Sincerely,
Ms. Toderick

4th Grade Summer Activities

Read *George's Marvelous Medicine* by Roald Dahl. Complete one section of the attached packet per chapter (15 total chapters). This will count as the first Reading grade. A test will be taken in August when you come back to school. The packet is **DUE** on the first day of school, **AUGUST 10, 2021**. Any packets that are late will lose points.

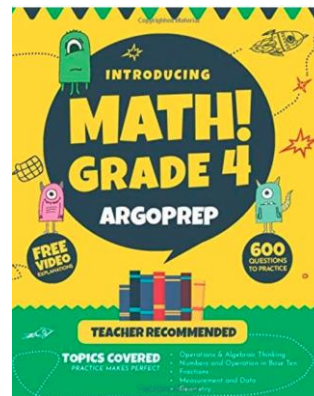



Please read 20-30 minutes a day. Remember to read every day and that you will be able to take AR tests on these books when we return to school. I recommend reading books by Andrew Clement, Judy Blume, Mike Lupicia, or anything that interests your child.

Some ideas to help you review your math facts:


- Free Rice (www.freerice.org)
- Flash cards
- iPad applications (“Flash to Pass” is a great one!)
- Practice pages (www.math-drills.com)

I highly recommend these books to work on over the summer: Reading Comprehension, Math! Grade 4, and Summer Bridge Activities are a useful summer study tool. You can find this on Amazon or at the education store. These books are valuable when done on a consistent basis. Meaning, 10-15 minutes per day, 3-5 days a week.



Ms. Toderick's 4th Grade
Summer Reading Packet

George's Marvelous Medicine



Name: _____

Directions: After **every chapter** complete one page of the packet. Each section should be answered in **cursive** and in **complete sentences**. If you are asked to draw a picture, use a color pencil or crayon only.

Grade: _____/95 points

STUDENT CHAPTER PACKET

George's Marvelous Medicine

By Roald Dahl



Name _____

©2015, 2020 Nothing but Class


1: Grandma

2: The Marvelous Plan

❖ **Quickwrite:** Below, write about your grandmother or a favorite older relative.

❖ **Vocabulary:** Fill in the blanks.

1. Before they left for the store, my parents warned my brother and me to stay out of _____.
2. I sat _____ and trying different methods, but no matter what I did, I could not figure out the difficult math problem.
3. I could see my best friend _____ to me from across the playground.



❖ **True or False:** Mark T for True and F for False.

1. George and his grandmother get along very well. ____
2. George's grandmother tells him nice stories. ____
3. George is responsible for giving his grandmother her medicine. ____
4. _____ Grandma tells George to eat more cabbage. ____
5. George's mother leaves to go shopping. ____


❖ **Comprehension and Analysis:** Answer the questions in complete sentences.

1. Use two adjectives to describe George's grandmother. Support your answer with textual evidence.

2. What advice does Grandmother give to George? Do you agree or disagree with her advice? Why or why not?

3. How does George feel after his conversation with his grandmother? Explain.

❖ **Beyond:** Below, draw and label pictures of each of the characters you have met in the story so far.



3: George Begins to Make the Medicine

4: Animal Pills

❖ **Quickwrite:** Have you ever had to take medicine? What did you take it for? How did it taste?

❖ **Vocabulary:** Fill in the blanks.

1. The children were very _____ as they apologized to their teacher for misbehaving.
2. I could hear our neighbor's _____ voice from a mile away, as she scolded her children.
3. The little boy excitedly stirred the sweet-smelling _____ as he and his mother made cupcakes together.



❖ **True or False:** Mark T for True and F for False.

1. George decides to create a medicine for his grandmother. ____
2. George puts animal medicine into Grandma's medicine. ____
3. George's father questions him. ____
4. George mixes the medicine in a big box. ____
5. George uses shoe polish to make the medicine brown. ____

❖ **Comprehension and Analysis**: Answer the questions in complete sentences.


1. List at least five ingredients that George puts into his grandmother's medicine.

2. How do you think George feels as he is creating his grandmother's medicine?

3. What do you predict will happen when George gives his medicine to his grandmother?

❖ **Beyond**: A simile compares two things using the word "like" or "as." Circle the two things being compared in each sentence below. Then, underline the "like" or "as" in each sentence. Finally, choose one of the similes to illustrate.

1. "If the toothpaste doesn't clean her teeth," George said, "then this will paint them as red as roses."
2. The mixture was as thick as cream.



5: The Cook-up
6: Brown Paint
7: Grandma Gets the Medicine

❖ **Quickwrite:** Do you believe in magic? why or why not?

❖ **Vocabulary:** Fill in the blanks.

1. Sam found it very _____ when his younger brother followed him around everywhere.
2. The whole town was in _____ after the tornado struck it.
3. On the field trip, we explored the _____ ruins and learned about the fascinating history behind them.



❖ **True or False:** Mark T for True and F for False.

1. When George finishes boiling the medicine, it is red. _____
2. George uses paint to turn the medicine brown. _____
3. After she eats the medicine, smoke comes out of Grandma's nostrils. _____
4. Grandma grows so tall, she goes through the ceiling. _____
5. George gives Grandma a second dose. _____



❖ **Comprehension and Analysis** Answer the questions in complete sentences.

1. In detail, describe what happens to the medicine once George heats it up on the stove.

2. Describe what happens to Grandma after she takes the marvelous medicine.

3. What is Grandma's reaction when she grows so quickly that she bursts into the attic?

❖ **Beyond** In the boxes below, draw what happens first, next, and last, after Grandma takes the medicine.

<i>First</i>	<i>Next</i>	<i>Last</i>

8: The Brown Hen
9: The Pig, the Bullocks, the Sheep,
the Pony, and the Nanny Goat

❖ **Quickwrite:** What is your favorite farm animal? Explain why.


❖ **Vocabulary:** Write the word next to its antonym.

1. short _____
2. tiny _____
3. ignored _____



❖ **Sequencing:** Put the following statements in chronological order, using the numbers 1-5.

- _____ Grandma crashes through the roof.
- _____ George's father arrives.
- _____ George gives medicine to a hen.
- _____ George gives medicine to the pig.
- _____ The hen lays a giant egg.



❖ **Comprehension and Analysis:** Answer the questions in complete sentences.

1. How does George prove to his grandmother that he was the one that caused her to grow?

2. What is George's mother's reaction when she sees Grandma and the hen? Provide textual evidence for your answer.

3. Why do you suppose Mr. Killy Kranky is so excited about George's medicine?

❖ **Beyond:** Below, brainstorm some positive and some negative things that might result from taking George's medicine.

POSITIVE THINGS	NEGATIVES THINGS

10: A Crane for Grandma

11: Mr. Kranky's Great Idea

❖ **Quickwrite:** Write about a great idea that you have had. Did you do anything about your idea? What did you do? If not, why not?


❖ **Vocabulary:** Write the word next to its antonym.

1. productive _____
2. walked slowly _____
3. insignificant _____



❖ **Sequencing:** Put the following statements in chronological order, using the numbers 1-5.

- _____ Mr. Kranky calls the Crane Company.
- _____ George has breakfast with his parents.
- _____ Mr. Kranky makes a list of ingredients.
- _____ Mr. Kranky buys everything on the list.
- _____ Grandma sleeps in the hay barn.



❖ **Comprehension and Analysis**: Answer the questions in complete sentences.

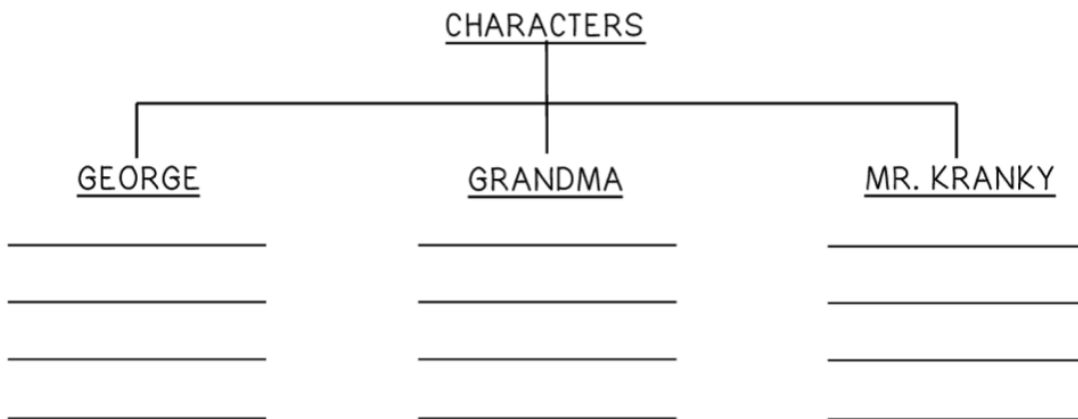
1. How does Mr. Kranky feel about Grandma? How do you know? Justify your answer.

2. How does Mr. Kranky get Grandma out of the roof?

3. What is Mr. Kranky's great idea? Do you think his idea will work? Why or why not?



❖ **Beyond**: In the tree map below, write adjectives to describe each character.



12: Marvelous Medicine Number Two

13: Marvelous Medicine Number Three

- ❖ **Quickwrite:** Have you ever failed at something? What was it? Did you try again until you succeeded?

- ❖ **Vocabulary:** Write the word next to its synonym.

1. unusual _____
2. important _____
3. screamed _____



- ❖ **Multiple Choice:** Choose the best answers.

1. What happens to the chicken that drinks the third medicine?
 - a. It grows long wings.
 - b. It grows long legs.
 - c. It grows a long beak.
 - d. It grows a long neck.
2. What does George add to Medicine Number Three that he had forgotten?
 - a. Cough syrup
 - b. Antifreeze
 - c. Whipped cream
 - d. Deodorant

❖ **Comprehension and Analysis**: Answer the questions in complete sentences.

1. Summarize what happens when the chickens eat Medicines Two and Three.

2. Why is Mr. Kranky unsatisfied with the results of Medicines Two and Three?

3. Predict what will happen next.



❖ **Beyond**: In the box below, illustrate your favorite scene from these chapters.

14: Marvelous Medicine Number Four

15: Good-bye Grandma

❖ **Quickwrite:** What is the biggest surprise you have ever experienced? Write about it.

❖ **Vocabulary:** Write the word next to its synonym.

1. nervously _____
2. sad _____
3. annoyance _____



❖ **Multiple Choice:** Choose the best answers.

1. What happens to the chicken that drinks the fourth medicine?
 - a. It grows long legs.
 - b. It disappears.
 - c. It catches on fire.
 - d. It shrinks.
2. How many spoonfuls of Medicine Number Four does Grandma have?
 - a. 40
 - b. 50
 - c. 5
 - d. 100

❖ **Comprehension and Analysis:** Answer the questions in complete sentences.

1. Summarize what happens to the chicken when it eats Medicine Number Four.

2. How does Mr. Kranky react when Grandma disappears? Provide textual evidence for your answer.

3. Do you like the ending to this story? Why or why not?



❖ **Beyond:** Imagine you are George writing a letter to Grandma, after she is gone. Write it below.

Sacred Heart School
4th Grade Summer IXL Required Math Lessons

Login Instructions:

1. Go to ixl.com/signin/shss
2. Enter your child's username and password and click sign in
3. Under Learning tab, click on Math
4. Click on Grade tab on left side of screen
5. Complete lessons listed below in the 3rd grade tab
6. **If some of these iXL's were assigned in 3rd grade, please complete to 100% and then start over and reach at least 90%**

A.1 Even or odd	D.1 Subtract numbers up to three digits
A.8 Compare numbers	D.New! Subtract across zeros
A.9 Which number is greatest/least?	F. Multiplications skill builders (complete F.1-F.13)
A.10 Order numbers	J. Division skill builders (complete J.1-J.12)
A.11 Comparing: with addition and subtraction	P. New! Round using a number line - nearest ten or hundred
B.1 Place Value models up to thousands	P.1 Rounding - nearest ten or hundred
B.2 Place value names up to thousands	P.2 Rounding
B.4 Value of a digit	P.5 Estimate sums up to 1,000
B.5 Convert to/from a number	P. 6 Estimate sums
C.1 Add two numbers up to three digits	P. 9 Estimate differences
C. 12 Add three numbers up to four digits	P. 13 Estimate products