



### MISSION

Queen of All Saints School is a *culturally diverse* Catholic community dedicated to developing the whole child with compassion and integrity. Catholic Schools in the Diocese of Oakland educate children in the Catholic *faith* and nurture their minds, bodies, and soul, *inspiring* them to live the *Gospel* of Jesus Christ, achieve their highest *academic* and creative potential, and actively *serve* and enrich the *community*.

## ***SAINTS' Scoop Newsletter*** ***May 20, 2020***


Dear Queen of All Saints Families,

Congratulations to our newly elected Student Government Officers! I am so proud of how you embraced the shift to remote elections with your online speeches and voting process. You are to be commended for your efforts and congratulated on a job well done. I look forward to working with you to plan our school events and activities for the 2020-2021 school year.

Attached to today's Scoop is a letter outlining Report Card grading procedures for Trimester 3. During the Shelter-in-Place, Queen of All Saints students have continued to work diligently to advance their skills and to keep up on their school work. They are exemplary models of how to be flexible, persevere, and thrive in any environment and under any conditions. I am proud of all they have accomplished, and their efforts will be recognized. With this in mind, consideration will be given in recognition of the remote learning platform that students transitioned to for the 3rd trimester of the 2019-2020 school year.

"Start by doing  
what's necessary;  
then do what's  
possible; and  
suddenly you are  
doing the  
**impossible.**"

-St. Francis



In the attached letter, you will read that as part of the decision for reporting grades during remote learning, "The California Superintendents, California Department of Education, and Diocese of Oakland Catholic Schools are collectively committed to holding students harmless during the shelter-in-place due to the COVID-19 pandemic. Our grading and reporting approach was adjusted to address the learning environment and experience of all students." The letter details the grading options that teachers will be using for reporting 3rd-trimester grades. Thank you for your patience as we worked with the diocese and Department of Education on report card grading. Once you have read the letter, please let me know if you have any questions.

*Christ's peace and joy surround you,*  
Mrs. Lucia Prince

## Year End Dates to Remember

- **Thursday, May 21 (from 9 AM- noon and 3 PM- 6 PM) and Friday, May 22 (from 9 AM- noon)-** *Final Call for Personal Item Pickup-* all items from students' desks or cubbies must be picked up before the campus begins its renovation project
- **Friday, May 29-** Multicultural Family Cookbook recipes due to classroom teachers (sample on PAGE 10 of Scoop)
- **Friday, June 5-** Talent Show videos & family sidewalk art submissions due to Mrs. French at [mfrench@csdo.org](mailto:mfrench@csdo.org)
- **Wednesday, June 10 & Thursday, June 11-** 'End of Year Pick Up/Drop Off' where students will return all Chromebooks and chargers (including student-owned devices), any borrowed devices, and textbooks. Families will pick up student report cards and family summer packets, and a **special surprise!**

## Important Communication from Bishop Barber

Please take a moment to read, or watch, the content of one of the links below in regards to the Diocese of Oakland's plans for reopening its churches.

[Letter in English](#)  
[Letter in Spanish](#)

[Bishop Barber- Fox News](#)  
[Bishop Barber- ABC News](#)

## In the News

Our very own Fr. Neal Clemens was featured in the May 18th issue of The Catholic Voice. To read the article, click on this [link](#).



## Service Hour Opportunities for 2020-2021

In preparation for the summer upgrades to the school buildings, we are ready to begin moving boxes, tables, desks, and chairs from the classrooms into storage pods. Your help preparing the classrooms for the upgrades and renovations is greatly appreciated. Volunteer spots are still available, so please take a moment to sign up at this [link](#) if you are able to volunteer your time for school clean-up.

## From the Desk of Janet O'Connor

It is very important that you complete your students' registration for the 2020-2021 school year. Registration fees are not collected with this form. An email has been sent from PowerSchool Enrollment with a link for each student. Please complete registration as soon as possible, to assist us in our planning for the next school year.

I am available to assist you remotely if you need my help. Please contact me with any questions or if you are in need of assistance at [joconnor@csdo.org](mailto:joconnor@csdo.org).

### Queen of All Saints Cares

Our school's Mission Statement says that we "actively serve the community", so what a better way to serve our community than to provide community outreach to our own families in need. PACE and the Advisory School Board collaborated on a way for you to provide "Outreach to our frontline, essential workers, or overstretched community members who could use a welcomed dinner break!" Click on this [QAS Community Outreach Opportunity link](#) if you would like to provide a meal or gift card to a family or if you are a family that would benefit from a dinner break.

### Welcome our Newest Saint

We are thrilled to announce our newest SAINT! The Meza family welcomed a baby girl on May 13th. Here is Aria with her baby sister, Alondra. Congratulations & welcome to the Queen of All Saints family!

*Alondra Lucia Meza*

*May 12, 2020*

*7lbs 13oz 20in*




### Celebrating our "Queen" of All Saints this May

Due to May's allegiance to Marion devotions, we wanted to continue to inspire your family to create your own ways to celebrate our Blessed Mother this month.

- Praying the rosary together (follow along with our 3rd grade virtual rosary and Mary Crowning [here](#))
- Creating a Marion altar (enjoy this how-to video from our preschool teachers [here](#))
- Reading age-appropriate stories together about the life of Mary and Jesus

Here are a few images to share what our classes are doing this month to keep Mary at the center of their minds and hearts: 3rd graders are praying the rosary together on their afternoon zoom calls, Our 2nd graders (including Tiffany- highlighted below) designed their own rosaries and wrote out the prayers, and our TK class colored and created their own Marion altars (Philip's is below).



### Calling All Sidewalk Chalk Artists

Want to participate in the upcoming family talent show or do you have some awesome sidewalk art ideas? You can submit your family's photos to [mfrench@csdo.org](mailto:mfrench@csdo.org) and please use "(Your Surname) Family Chalk Art" in the subject line. We cannot wait to see all the original ideas you come up with!





## Preschool

As a part of Multicultural week, Preschool students went on a virtual tour of Machu Picchu. They were then tasked to build their own version of Machu Picchu out of building materials they had at home. Our talented architects came up with some awesome ideas.




## Transitional Kindergarten

TK students continued to study butterflies, paying careful attention to their wings. They learned that a butterfly's wings are "symmetrical" and illustrated some of their own. Students had fun making their "butterfly balloon" grow with a science experiment. The chemical reaction between baking soda and vinegar (CO<sub>2</sub>) put on a great show for our little scientists.



## 2nd Grade

The 2nd grade students have been working on some creative fairy tales. Each student has written and illustrated scenes from their own fairy tale.



### 3rd Grade

Our 3rd grade students have been brainstorming, dreaming and writing about their dream homes in class. They have written detailed paragraphs about their dream homes. Then in math, to review Area and multiplication, students created blueprints of their dream homes with labeled lengths, widths, and total areas of rooms. Finally, they built different sized models of the dream homes out of recycled materials.



### 5th Grade

Our 5th grade students created their own virtual learning portraits. The purpose of the virtual learning portraits was for students to choose items that were most important to them during our weeks of virtual learning. They were inspired by the artist Gregg Segal and his Daily Bread Series.



### 6th Grade

6th Grade has been learning about the geography and early development of Rome. We have been discussing ways in which the Etruscans and Greeks influenced the development of Rome. Students created coins that show the Etruscan or Greek influences that had the biggest impact on Roman life.



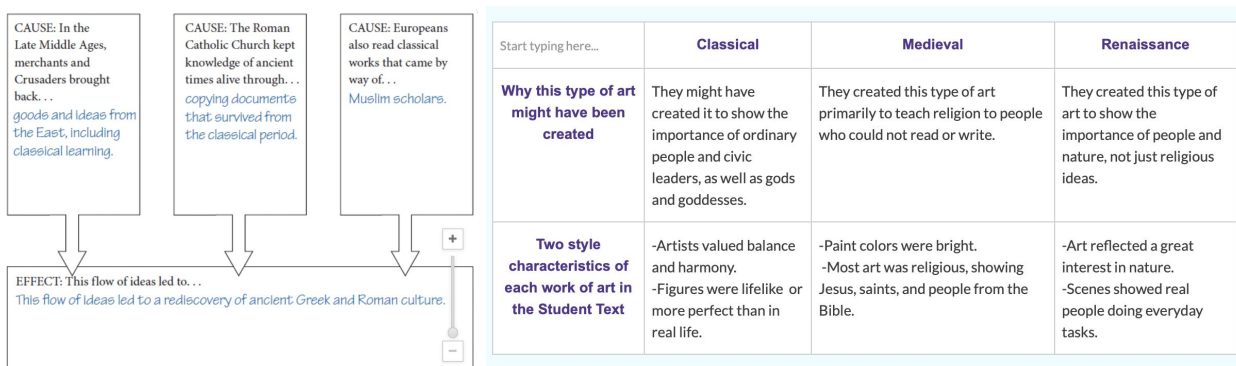
Caption: This coin represents how Romans had people treat each other violently for entertainment purposes. This was an important Etruscan influence because we now get to see the great architecture of the Colosseum and it was common in ancient times.



Caption: This is a coin representing the architect idea that the Romans gained from the Etruscans. This influence was important to Rome because it was a very common piece used in many Ancient Roman buildings.

## 7th Grade

7th Grade has been learning about the beginning of the Renaissance. Students filled out a cause-and-effect chart to explain how the classical world of ancient Greece and Rome was rediscovered, leading to the period known as the Renaissance.

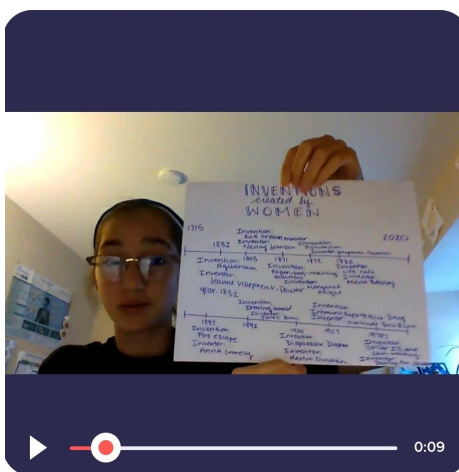


## 8th Grade

8th Grade has been learning about the Rise of Industry in the United States. Students created a timeline showing inventions by women from the year 1715 to 2000.

 **Sarabjot K**  
Sarabjot K's portfolio


1h



Inventions Created by Women!

 **Elijah S**  
Elijah S's portfolio

1h



## Enrichment Classes



*Music-* Mrs. Davis continues to provide our students with music-centered lessons. She meets with classes weekly to practice songs, teaches how to play instruments, and provides a creative outlet for our students while distance learning. You can enjoy photos from Preschools' Pete the Cat-inspired lesson about the Mexican tradition of music involving maracas.





*Art-* This week, Jr High artists created a portrait by using cut out magazine pictures. The art is based on the work of an Italian artist, Acrimboldo. Younger students created beautiful spring lilacs in the style of pointillism with the illusion of depth created by layering color.



## **PACE**

### ***Multicultural Day \*\*NEW\*\* FAMILY COOKBOOK***

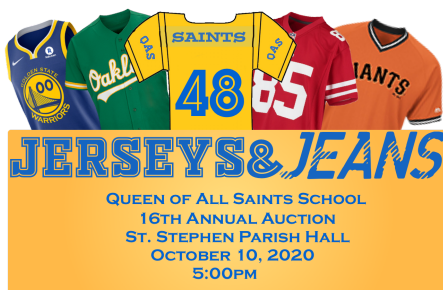
We are asking each family to submit a special family recipe with photos by Friday, May 29th. Please take a look at the example on Page 10. We suggest the photo(s) be of your family making the dish. Please email the recipes and photos to your classroom teachers or post onto Google Classroom.

### ***Talent Show***

Does your family have a special talent? We want to see it! Please submit a video clip of your family performing their special talent to [mfrench@csdo.org](mailto:mfrench@csdo.org) by Friday, June 5th. We will share them on social media from now until the last week of school! (Please no Tik-Tok dances)



## **Advisory School Board (ASB)**



### ***Annual Auction 2020***

All information about the auction will be provided in the Summer Packets that will be picked up by the end of the school year. It will also be available on our school's website. *If you would like to help the Auction Committee and receive Summer service hours, please contact Erleen Richards - [erleen.richards@gmail.com](mailto:erleen.richards@gmail.com)*

### ***Memorial Bricks***

Engraved bricks are being delivered and will be set in place at the entryway to the office. Once they are placed, we will let you know so you can come and see your engraved brick!

### ***Spirit Store***

Our Saints Spirit Store is open! Show your Saints pride all year long with plenty of apparel and accessory options to choose from. Orders are shipped directly to you, and five percent of your purchase is donated back to our school. <https://qasconcord.org/parents/spirit-store>

*Help us all stay connected through Queen of All Saints School's Social Sharing. You can message all social media postings to Mrs. French at [mfrench@csdo.org](mailto:mfrench@csdo.org).*



**Follow, Like & Share us on social media!**

**Facebook:** <https://www.facebook.com/QASConcord/>

**Instagram:** queenofallsaints\_concord

**Twitter:** @QASConcord

### **Lessons from the Gospels (Sermon 4 Kids)- Up, Up and Away**

***“And after He had said these things, He was lifted up while they were looking on, and a cloud received Him out of their sight.”***

***Acts 1:9***

Imagine I have handed you a balloon filled with helium. It is attached to a string, so you must hold tight to the string to ensure that the balloon does not take flight. Now listen carefully to my story and be prepared to release your balloon when you read the words, “up, up and away”.

I’m sure you know that when filled with helium, a balloon floats in the air. And it’s also quite enjoyable when it does float away from you. It’s fun to stand and watch as the balloon floats higher and higher into the heavens until it totally disappears. The only way to experience that is to be willing to let it go.

In today’s Bible lesson in the book of Acts, we learn that when Jesus was ready to return to heaven, He took His disciples aside to make sure that they understood everything that had happened to Him. He explained why it was important for Him to be crucified and to be raised from the dead to fulfill what the Scriptures had said about Him. He also told them that he was going to return to His Father in heaven and that the Holy Spirit would come to be with them.

At first, the disciples were sad that Jesus would be leaving them, but then the Bible tells us that Jesus opened their minds so they would understand. Then, an amazing thing happened. The Bible tells us that Jesus lifted his hands and blessed His disciples. While He was blessing them, He lifted up and was taken up into heaven “up, up and away.”

As you hear the words “up, up and away”, imagine you are releasing the balloon from your grasp. Can you see it floating away from you? Can you imagine watching the balloon until it is so high, you can barely make it out?

I don't know how it looked when Jesus ascended, but in my imagination I can see the disciples standing and watching as Jesus floated higher and higher until He disappeared from view. Were the disciples sad? No way! The Bible tells us that when Jesus had gone up into heaven, the disciples worshipped Him and returned to Jerusalem with great joy. They stayed continually in the temple, praising God.

***Dear God, thank You for sending Jesus, Your only Son, to die for our sin. We know that He has risen from the dead and has returned to heaven. Bless us today as we worship Him with great joy! In Jesus’ name, amen.***



# Congratulations



**2020-2021**

Commissioner General  
Assistant Commissioner General

Gianna Griego  
Ethan Flores

Secretary  
Assistant Secretary

Anela David  
Gabriela Gruenewald

Commissioner of Publicity

Matthew Ortega

Commissioner of Athletics  
Assistant Commissioner of Athletics

Keane Garcia  
Marcos Reyes

Commissioner of Safety

Patrick Malone

Commissioner of Hospitality  
Assistant Commissioner of Hospitality

Sophia Quintanilla  
Cathy Velmonte

Commissioner of Newsletter & Technology  
Assistant Commissioner of Newsletter & Technology

Ayleen Patino  
Reagan Richards Costello

Commissioner of Social Events & Assemblies  
Asst. Commissioner of Social Events & Assemblies

Danica Sian-Lucas  
Jocelyn Puentes

Commissioners of TK-5 Activities  
Assistant Commissioner of TK-5 Activities

Mikayla Hammericksen & Camila Martinez  
Izabella Galan

Commissioners of Spirit

Noah Asuncion & Lucciano Castillo

Commissioner of Yearbook  
Assistant Commissioners of Yearbook

Carissa Picazo  
Sofia Cruz & Allison Carmelo

Commissioner of Treasury

Anjanette Taguinod

Grandma Molly's

# Flour Tortillas




Cooking time: 24 hours (dough keeps cold overnight)

Serving size: 2 dozen

## Tips:

My favorite way to eat a tortilla is with butter right after it has been made!



Mrs. French with her Grandma Molly and Grandpa Frank in Carmel, California in 1995. I remember that my grandma would make the dough and my grandpa would help by rolling out the tortillas.

## Ingredients

- 3 cups of flour
- 3 tablespoons of baking powder
- 1 teaspoon of salt
- 4 tablespoons of vegetable oil or shortening
- 1 cup of warm water

## Preparation

1. Mix the flour, salt, and baking powder together in a mixing bowl.
2. Mix in the vegetable oil or shortening with your fingers until the flour resembles a cornmeal consistency.
3. Add the water and mix until the dough comes together; place on a lightly floured surface and knead a few minutes until smooth and elastic.
4. Divide the dough into 24 equal pieces and roll each piece into a ball. Place the balls of dough on a baking sheet and cover.
5. Refrigerate the dough overnight .
6. Use a floured rolling pin to roll out each ball of dough into a thin, round, flat tortilla.
7. Pre-heat a large skillet over medium-high heat.
8. Place the tortilla onto the hot skillet and cook until golden and bubbly. Flip and continue this process on the other side.
9. Place the cooked tortilla in a tortilla warmer and repeat for the remaining balls of dough.