

LCFF Budget Overview for Parents

Local Educational Agency (LEA) Name: Inspire Charter School - Central

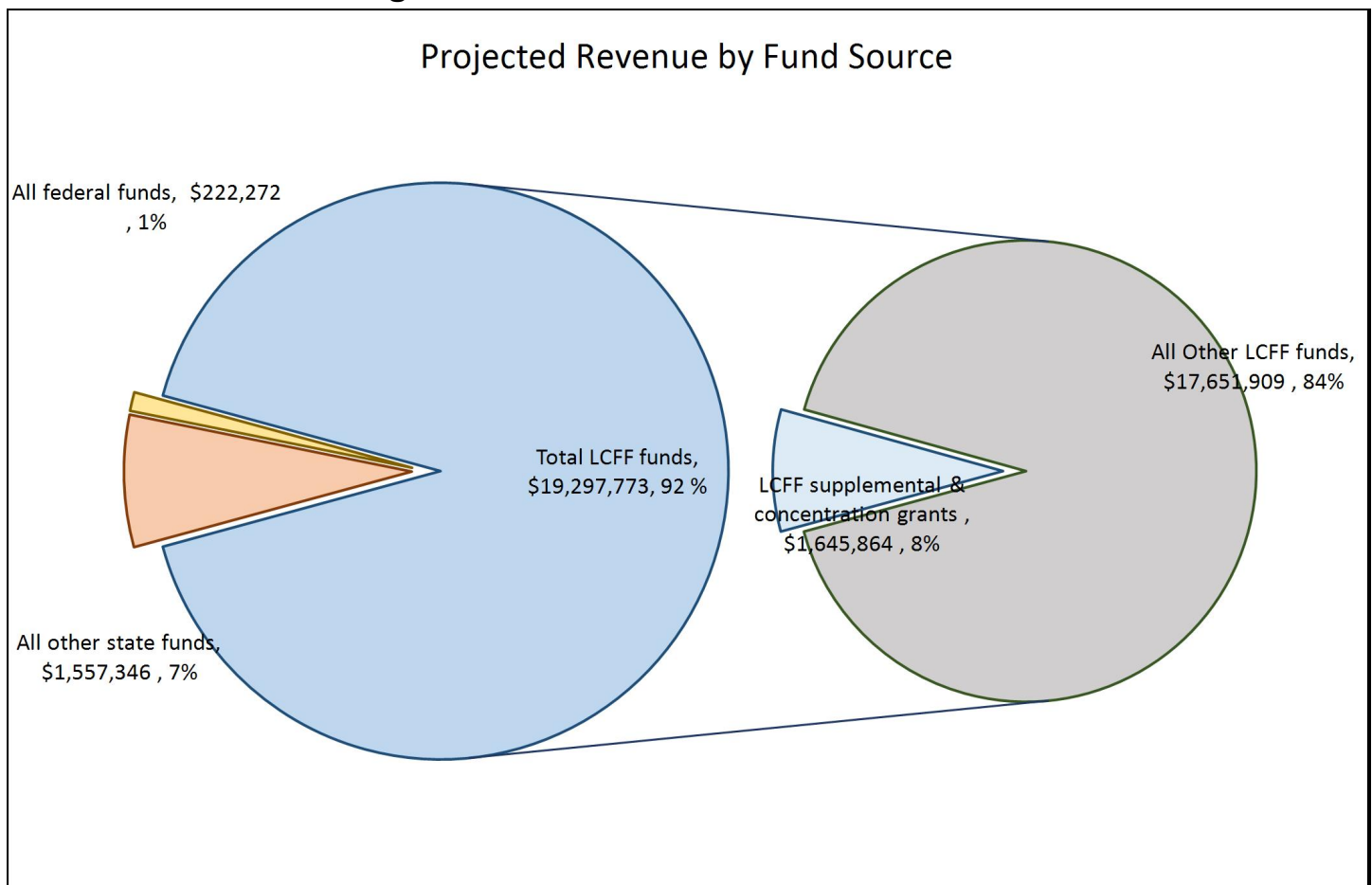
CDS Code: 10625470135103

Local Control and Accountability Plan (LCAP) Year: 2019-20

LEA contact information: Pam Bezemer, Senior Director

School districts receive funding from different sources: state funds under the Local Control Funding Formula (LCFF), other state funds, local funds, and federal funds. LCFF funds include a base level of funding for all LEAs and extra funding - called "supplemental and concentration" grants - to LEAs based on the enrollment of high needs students (foster youth, English learners, and low-income students).

Budget Overview for the 2019-20 LCAP Year

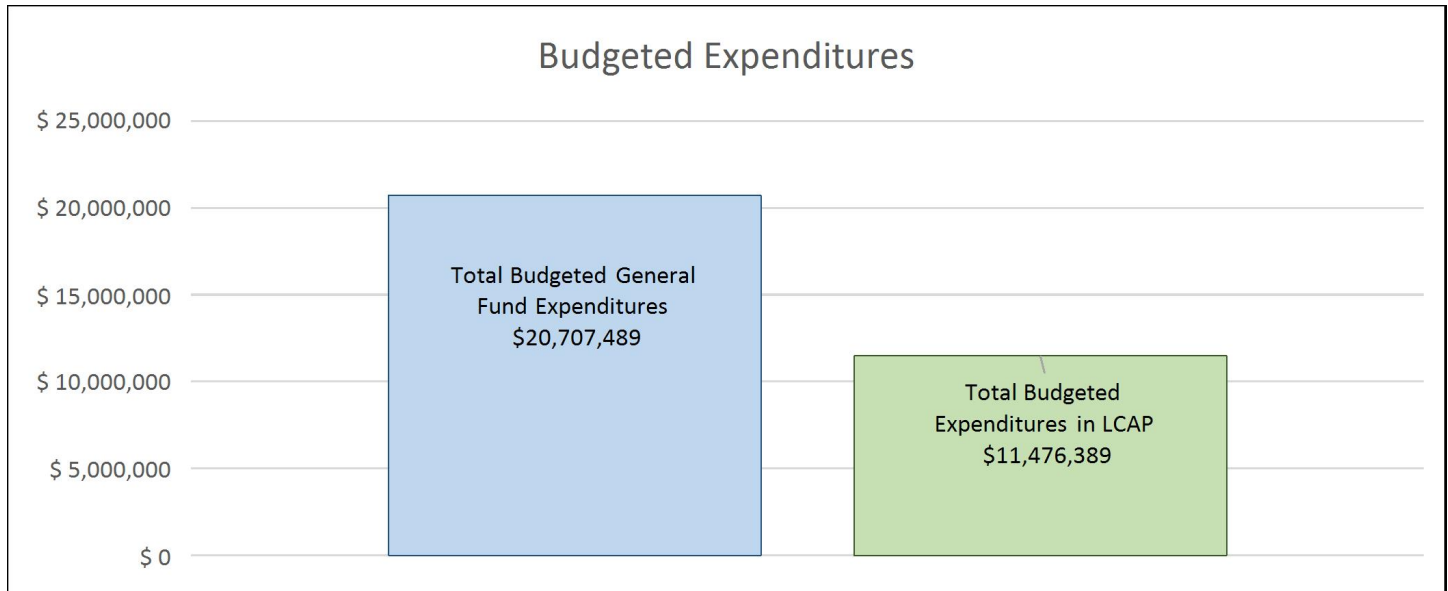


This chart shows the total general purpose revenue Inspire Charter School - Central expects to receive in the coming year from all sources.

The total revenue projected for Inspire Charter School - Central is \$21,077,391, of which \$19,297,773 is Local Control Funding Formula (LCFF), \$1,557,346 is other state funds, \$ is local funds, and \$222,272 is federal funds. Of the \$19,297,773 in LCFF Funds, \$1,645,864 is generated based on the enrollment of high needs students (foster youth, English learner, and low-income students).

LCFF Budget Overview for Parents

The LCFF gives school districts more flexibility in deciding how to use state funds. In exchange, school districts must work with parents, educators, students, and the community to develop a Local Control and Accountability Plan (LCAP) that shows how they will use these funds to serve students.



This chart provides a quick summary of how much Inspire Charter School - Central plans to spend for 2019-20. It shows how much of the total is tied to planned actions and services in the LCAP.

Inspire Charter School - Central plans to spend \$20,707,489 for the 2019-20 school year. Of that amount, \$11,476,389 is tied to actions/services in the LCAP and \$9,231,100 is not included in the LCAP. The budgeted expenditures that are not included in the LCAP will be used for the following:

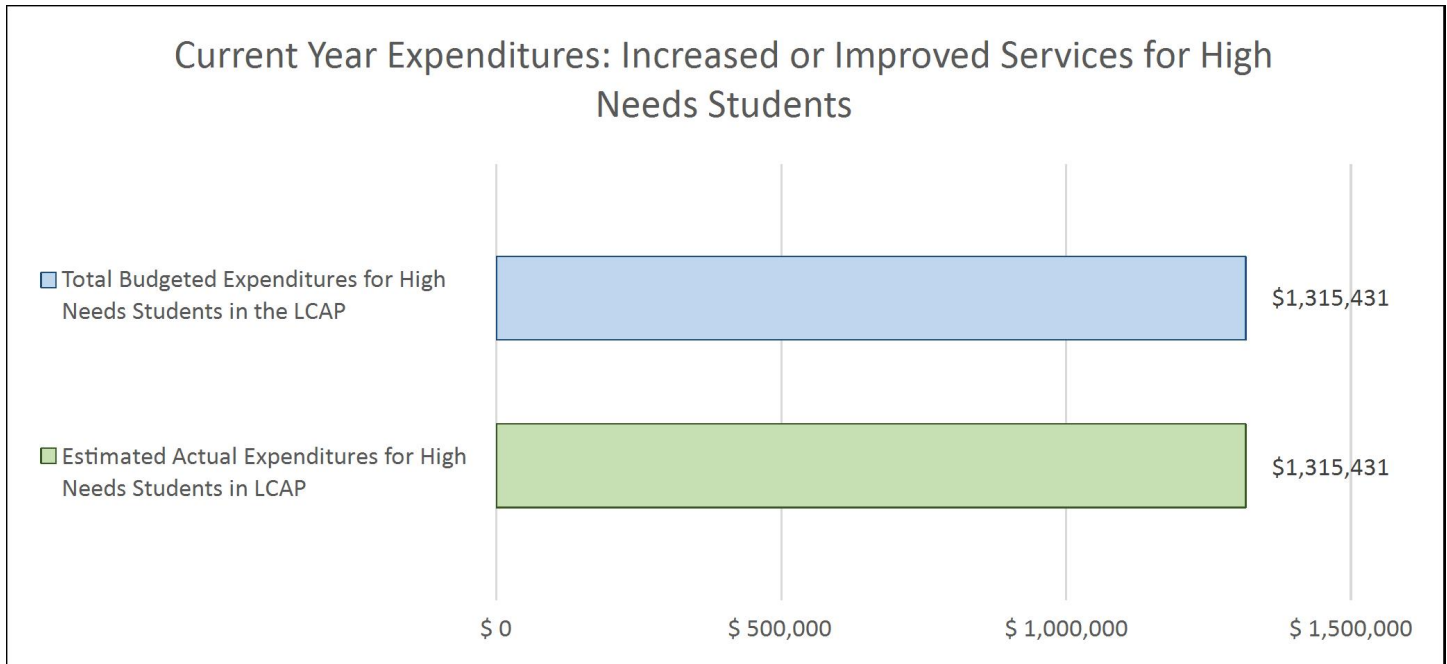
Classified salaries/benefits, administrator salaries/benefits, instructional materials, operations, professional services, and facility-related costs. The cost of our instructional materials is significant because we offer a variety of educational platforms including online courses, blended models of online course work, educational enrichment opportunities, and individual tutoring services.

Increased or Improved Services for High Needs Students in 2019-20

In 2019-20, Inspire Charter School - Central is projecting it will receive \$1,645,864 based on the enrollment of foster youth, English learner, and low-income students. Inspire Charter School - Central must demonstrate the planned actions and services will increase or improve services for high needs students compared to the services all students receive in proportion to the increased funding it receives for high needs students. In the LCAP, Inspire Charter School - Central plans to spend \$1,645,864 on actions to meet this requirement.

LCFF Budget Overview for Parents

Update on Increased or Improved Services for High Needs Students in 2018-19



This chart compares what Inspire Charter School - Central budgeted last year in the LCAP for actions and services that contribute to increasing or improving services for high needs students with what Inspire Charter School - Central estimates it has spent on actions and services that contribute to increasing or improving services for high needs students in the current year.

In 2018-19, Inspire Charter School - Central's LCAP budgeted \$1,315,431 for planned actions to increase or improve services for high needs students. Inspire Charter School - Central estimates that it will actually spend \$1,315,431 for actions to increase or improve services for high needs students in 2018-19.

Local Control Accountability Plan and Annual Update (LCAP) Template

[Addendum](#): General instructions & regulatory requirements.

[Appendix A](#): Priorities 5 and 6 Rate Calculations

[Appendix B](#): Guiding Questions: Use as prompts (not limits)

[California School Dashboard](#): Essential data to support completion of this LCAP. Please analyze the LEA's full data set; specific links to the rubrics are also provided within the template.

LEA Name

Inspire Charter School - Central

Contact Name and Title

Pam Bezemer
Senior Director

Email and Phone

pam@inspireschools.org
(559) 754-1442

2017-20 Plan Summary

The Story

Describe the students and community and how the LEA serves them.

Inspire Charter School - Central is a tuition-free public charter school offering personalized student learning in grades TK through 12 . We offer multiple educational programs and encourages parents to customize their child's learning experience to help address individual learning needs. Under the direction of caring, appropriately credentialed teachers, students complete an independent study and small group instruction online programs. Students can choose to complete their educational experience completely online, participate in a blended model of online coursework with some direct instruction, complete some offline textbook work, participate in homeschool curriculum, enroll in project-based courses, and enjoy enrichment opportunities.

LCAP Highlights

Identify and briefly summarize the key features of this year's LCAP.

This year, we are adding Actions/Services intended to help improve our high school graduation rates and to increase our student performance including:

- Implement four-year graduation rate needs assessment and root cause analysis including related professional development (Goal 4, Action1)
- Implement Project Recovery for students, particularly for unduplicated students including those who are English Learners, Foster Youth, or have a low socio-economic background. (Goal 4, Action 4); and
- Targeted Professional Development for teachers to support students who are performing below grade level standard on the Smarter Balance Assessment or STAR360 (Goal 2, Action 4)

Review of Performance

Based on a review of performance on the state indicators and local performance indicators included in the California School Dashboard, progress toward LCAP goals, local self-assessment tools, stakeholder input, or other information, what progress is the LEA most proud of and how does the LEA plan to maintain or build upon that success? This may include identifying any specific examples of how past increases or improvements in services for low-income students, English learners, and foster youth have led to improved performance for these students.

Greatest Progress

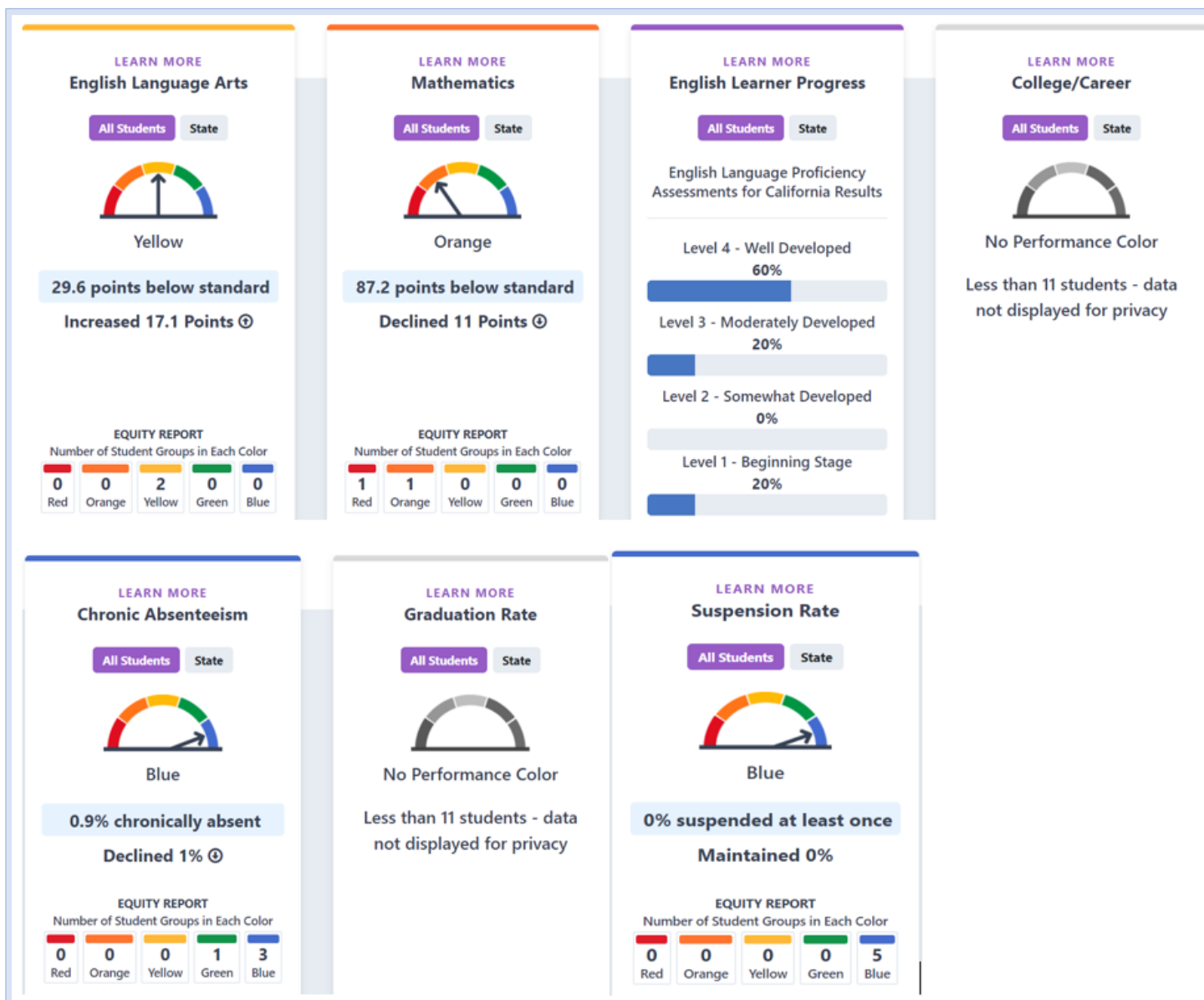
We've implemented an RTI model, English Language Development instructional program, and Specialized Academic Instruction services to support students, as well as wet labs for science classes. Additionally, we are emphasizing a data-informed culture as evidenced by the hiring of a Dean of Academics, Director of Student Achievement and Accountability, and Coordinator of Professional Development. Further, we have implemented a schoolwide benchmark assessment window after which teachers analyze results and create individualized student goals.

When reviewing the 2018 California Schools Dashboard results, our maintained a 0% suspension rate on the Suspension Rate Indicator. Further, our score on the Chronic Absenteeism Indicator improved by 1% resulting in a "Blue" performance level.

Referring to the California School Dashboard, identify any state indicator or local performance indicator for which overall performance was in the "Red" or "Orange" performance category or where the LEA received a "Not Met" or "Not Met for Two or More Years" rating. Additionally, identify any areas that the LEA has determined need significant improvement based on review of local performance indicators or other local indicators. What steps is the LEA planning to take to address these areas with the greatest need for improvement?

Greatest Needs

When reviewing the 2018 California Schools Dashboard results, our Math Indicator overall score is "Orange," the same score as our White subgroup. Our SED (socio-economically disadvantaged) subgroup scored at "Red" in the same indicator. We are addressing our needs through several initiatives including collaborating with local colleges to increase the number of Dual Enrollment and Career Technical Education (CTE) courses we offer to students. Further, we are reviewing our CTE course pathways and codes within our Student Information System to track student completion better CTE course sequences.



Referring to the California School Dashboard, identify any state indicator for which performance for any student group was two or more performance levels below the “all student” performance. What steps is the LEA planning to take to address these performance gaps?

Performance Gaps

According to the 2018 California Schools Dashboard results, we do not have any performance gaps. We hope to continue our performance through the effective implementation of schoolwide learning objectives (SLOs) that involve all stakeholder groups to ensure alignment to standards, curriculum, instruction, assessment, and school culture. Further, we plan to continue with and refine our RTI model, English Language Development instructional program, and Specialized Academic Instruction services to support students.

Student Group Report for 2018

Pivot Data by Stu

New

Student Group	Chronic Absenteeism	Suspension Rate	Graduation Rate	College/Career	English Language Arts	Mathematics
All Students	Blue	Blue	None	None	Yellow	Orange
English Learners	None	None	None	None	None	None
Foster Youth	None	None	None	None	None	None
Homeless	None	None	None	None	None	None
Socioeconomically Disadvantaged	Blue	Blue	None	None	Yellow	Red
Students with Disabilities	Blue	Blue	None	None	None	None
African American	None	None	None	None	None	None
American Indian or Alaska Native	None	None	None	None	None	None
Asian	None	None	None	None	None	None
Filipino	None	None	None	None	None	None
Hispanic	Green	Blue	None	None	None	None
Native Hawaiian or Pacific Islander	None	None	None	None	None	None
White	Blue	Blue	None	None	Yellow	Orange
Two or More Races	None	Blue	None	None	None	None

Comprehensive Support and Improvement

An LEA with a school or schools identified for comprehensive support and improvement (CSI) under the Every Student Succeeds Act must respond to the following prompts.

Schools Identified

Identify the schools within the LEA that have been identified for CSI.

N/A

Support for Identified Schools

Describe how the LEA supported the identified schools in developing CSI plans that included a school-level needs assessment, evidence-based interventions, and the identification of any resource inequities to be addressed through the implementation of the CSI plan.

N/A

Monitoring and Evaluating Effectiveness

Describe how the LEA will monitor and evaluate the implementation and effectiveness of the CSI plan to support student and school improvement.

N/A

Annual Update

LCAP Year Reviewed: 2018-19

Complete a copy of the following table for each of the LEA's goals from the prior year LCAP. Duplicate the table as needed.

Goal 1

Appropriately assigned and credential teachers will develop, implement, and assess standards-based academic content supported by Professional Development Plan consistent with our mission and objectives, focusing first on personalized learning, critical thinking strategies, data analysis, and Common Core State Standards.

State and/or Local Priorities addressed by this goal:

State Priorities: Priority 1: Basic (Conditions of Learning)
 Priority 2: State Standards (Conditions of Learning)
 Priority 7: Course Access (Conditions of Learning)

Local Priorities:

Annual Measurable Outcomes

Expected

Metric/Indicator

100% of teachers appropriately assigned and fully credentialed.

Baseline

100%

Metric/Indicator

Increase number of students participating in Enrichment opportunities as measured by student enrollment.

Baseline

New program and Baseline data will be available in 2017-18

Metric/Indicator

Increase opportunities for parent participation in various school activities.

Baseline

New program and Baseline data will be available in 2017-18

Actual

100% of the teachers are appropriately assigned and fully credentialed.

The baseline data 2017-2018 was 26% students participated in teacher led field trips. In 2018-2019, there were 44% students who participated in teacher led field trips.

We had over 28% families participate in our back to school event and Maker's Fair. All families participate in monthly meetings with their child's home school teacher (HST).

Expected

Metric/Indicator

Increase parent participation rate for the school climate survey by 10%.

Baseline

222 surveys were returned

Metric/Indicator

Maintain current attendance rates of 95% or higher by ensuring the timely completion of assignments.

Baseline

95%

Metric/Indicator

Maintain chronic absenteeism rate at 0%.

Baseline

0%

Metric/Indicator

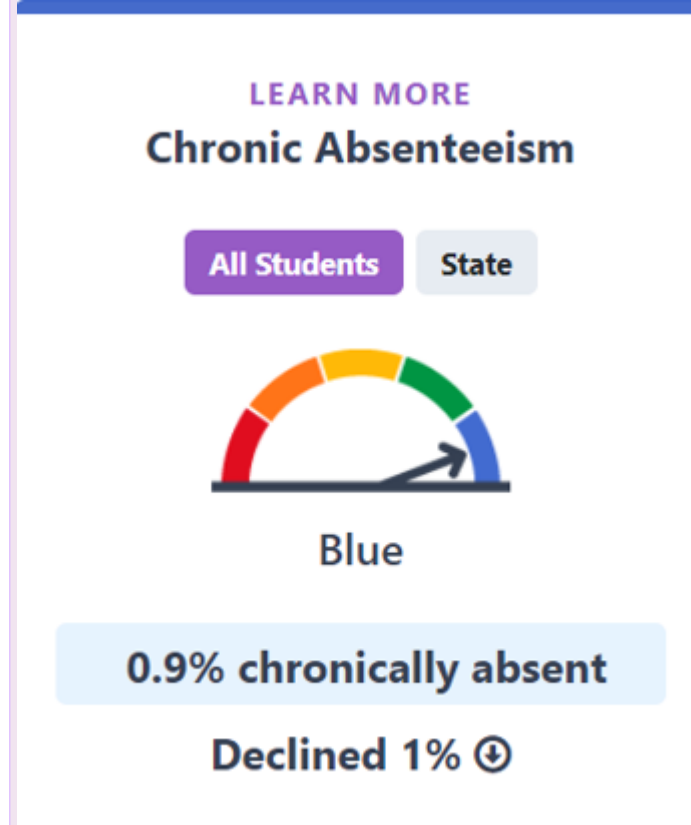
Maintain the rate of pupil suspension and expulsions rates.

Actual

11% parents returned the LCAP parent survey as of April 15, 2019. While we did increase the number of parents participating in the survey, we will continue to encourage more parents to participate.

Our attendance rate remains steady at 95% or higher for each month.

Our chronic absenteeism rate is 0.9%; a decline of 1% (California Schools Dashboard)

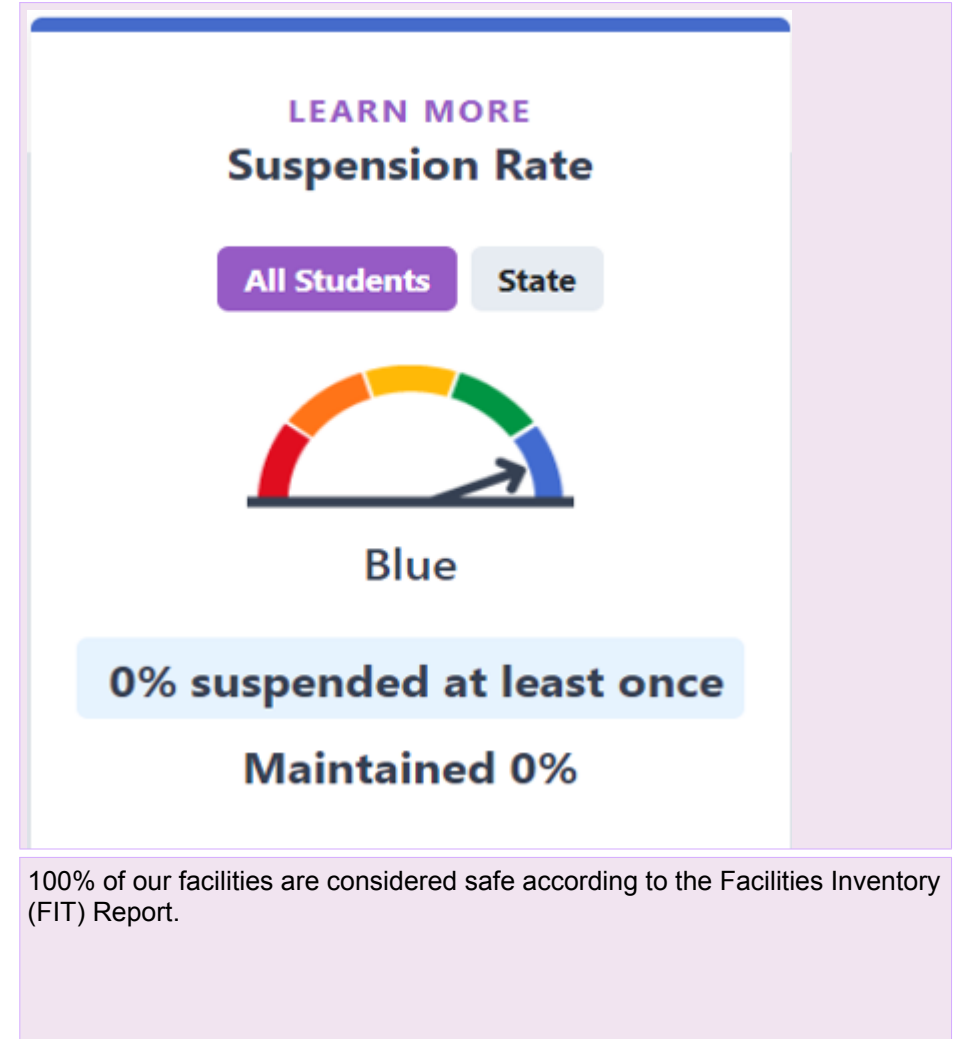


Our pupil suspension and expulsion rates remain steady at 0% (California School Dashboard)

Expected

Baseline
0%

Actual



Metric/Indicator
Maintain safe facilities as demonstrated in the Facilities Inventory (FIT) Report.

Baseline
100%

Actions / Services

Duplicate the Actions/Services from the prior year LCAP and complete a copy of the following table for each. Duplicate the table as needed.

Action 1

Planned
Actions/Services

Actual
Actions/Services

Budgeted
Expenditures

Estimated Actual
Expenditures

Ensure teachers are subject matter competent: Annual teacher credential review, including CLAD or equivalent
Audit Highly Qualified Teacher assignments Implement a performance review process that evaluates teacher implementation of CCSS effectively.

Process and procedures were reviewed and enhanced to ensure 100% of the certificated staff met the teaching standards and held appropriate certificates for subject matter taught.

2000-2999: Classified Personnel Salaries LCFF 3,745,261

Certificated Staff 1000-1999: Certificated Personnel Salaries LCFF \$3,870,101

Action 2

Planned Actions/Services

Focused Professional development and parent engagement:
Create and implement school-wide and department professional development calendar and data meetings for staff and parents.
Conduct ongoing in-service days and monthly professional development, informed by staff & parent input and needs analysis.
Provide opportunities for families to support their students' educations and provide input in decisions, feel welcomed and comfortable accessing school resources, including parents of ELL students and unduplicated pupils.

Actual Actions/Services

At the beginning of the school year, staff was provided professional development calendar with dates for staff and parent meetings. All staff participated in monthly in person professional development to support staff with parent engagement and increase students' academic success. Families were provided opportunities to collaborate with their teacher and school to ensure they had access to school resources and training to support their child's academic success.

Budgeted Expenditures

5800: Professional/Consulting Services And Operating Expenditures LCFF 9,300

Estimated Actual Expenditures

Professional Development 5800: Professional/Consulting Services And Operating Expenditures LCFF \$100,452

Action 3

Planned Actions/Services

Actual Actions/Services

Budgeted Expenditures

Estimated Actual Expenditures

Monitor and intervene on attendance and behavior: Monthly analysis of attendance and behavior data by subgroup. Special education services to students with emotional and behavioral challenges as required by IEP. Notify parent/guardian of attendance concerns and intervene according to attendance and enrollment compliancy procedures. Administer, analyze, and respond to results of annual student and staff satisfaction surveys. Refine intensive targeted interventions for students with behaviors indicating a likelihood of dropping out or in danger of failing.

Staff monitored attendance and behavior monthly to ensure students were engaged in academic work daily as required.

We have added staff members whose primary jobs is project recovery including a Director of Secondary Services and his team monitor to increase monitoring of student transitions including the entering of correct exit/transfer codes on our SIS. We have noticed a spike in enrollment at the high school with students who were credit deficit and on the verge of turning 18, making them a high risk for dropping out. This year, we follow up with every student who is not enrolled at another school to encourage them to re-enroll with us to ensure they continue their education.

Included in Goal 1, Action 1 1000-1999: Certificated Personnel Salaries LCFF 0

costs included in Goal 1, Action 1 1000-1999: Certificated Personnel Salaries LCFF 0

Action 4

Planned Actions/Services

Continue the use of Parent Portal: Continue to train staff in how to post communications, progress reports, assessment data to Parent Portal Continue to engage parents in use of parent portal (demonstration sessions, how to guides) Continue to have teachers engage parents through weekly class newsletters and progress reports (viewable through Parent Portal) and monthly check-in conferences.

Actual Actions/Services

We send weekly newsletters to parents that include events for the upcoming week, high school specific information, and links to resources for interventions, enrichment and field trips.

Additionally, 100% of the parents are provided with a password to our parent portal that access to students logs, assignments, grades, test score, attendance, student schedule, class

Budgeted Expenditures

Included in Goal 1, Action 1 1000-1999: Certificated Personnel Salaries LCFF 0

Estimated Actual Expenditures

No additional costs, costs are part of services provided by district office. 5800: Professional/Consulting Services And Operating Expenditures LCFF 0

registration, transcript credit summary, resources for instructional guides and "I Can Statements."

Analysis

Complete a copy of the following table for each of the LEA's goals from the prior year LCAP. Duplicate the table as needed. Use actual annual measurable outcome data, including performance data from the LCFF Evaluation Rubrics, as applicable.

Describe the overall implementation of the actions/services to achieve the articulated goal.

We implemented all actions/services as planned including, monitoring attendance and behavior and providing appropriate supports, ensuring effective communication with parents, PD for staff and parents, and ensuring all teachers are appropriately credentialed.

Describe the overall effectiveness of the actions/services to achieve the articulated goal as measured by the LEA.

Overall this goal was effective. We met our goal and maintained the positive data related to staffing, attendance, decreasing chronic absenteeism, increased enrichment opportunities for students, increase in parent participation with LCAP, and maintaining zero percent suspensions and expulsions rates while maintaining safe office facilities. However, next year we want to increase the number of returned surveys. We received 200 surveys but have over 1,000 students.

Explain material differences between Budgeted Expenditures and Estimated Actual Expenditures.

The significant increase in Action 2 expenditures reflects a significant increase in parent meetings/training.

Describe any changes made to this goal, expected outcomes, metrics, or actions and services to achieve this goal as a result of this analysis and analysis of the LCFF Evaluation Rubrics, as applicable. Identify where those changes can be found in the LCAP.

Based on the need to ensure student engagement and attendance, we determined the need to add additional staff to focus on monitoring of student enrollment and transfers to increase the accuracy of information/data.

Annual Update

LCAP Year Reviewed: 2018-19

Complete a copy of the following table for each of the LEA's goals from the prior year LCAP. Duplicate the table as needed.

Goal 2

Create systems and structures that provide multiple pathways of personalized learning and increase College and Career Readiness of our students to close the achievement gap for all subgroups.

State and/or Local Priorities addressed by this goal:

State Priorities: Priority 4: Pupil Achievement (Pupil Outcomes)
 Priority 7: Course Access (Conditions of Learning)
 Priority 8: Other Pupil Outcomes (Pupil Outcomes)

Local Priorities:

Annual Measurable Outcomes

Expected

Metric/Indicator

CAASPP participation rate will be at least 95%

Baseline

New school program and baseline will be established 2017-2016 school year.

Metric/Indicator

The percentage of Inspire students meeting or exceeding standards on CAASPP ELA assessments, including all subgroups, will meet or exceed the statewide average

Baseline

31%

Metric/Indicator

The percentage of Inspire students meeting or exceeding standards on CAASPP Mathematics assessments, including all subgroups, will meet or exceed the statewide average

Baseline

Actual

Our CAASPP participation rate is 84% (California Schools Dashboard) which is an increase from previous years but still is a focus for the school.

38.5% of our students scored at Standard Met or Standard Exceeded on the ELA Smarter Balanced Assessment (California Schools Dashboard), which is 7.5% increase from the baseline.

16.3% of our students scored at Standard Met or Standard Exceeded on the Mathematics Smarter Balanced Assessment (California Schools Dashboard) which is a slight decline from the baseline.

Expected

19%

Metric/Indicator

10% of English learners will increase one level of proficiency on the ELPAC annually

Baseline

baseline will be determine when data is released in Fall 2018

Actual

The ELPAC was phased in during the 2017-18 school year. Districts administered the CELDT in fall of 2017-18 while the ELPAC was administered in the spring. The 2018 English Learner Progress Indicator (California Schools Dashboard) scores are based on the results of the ELPAC only. As a result, measuring the increase in the percentage of English Learners (EL) who increased by one level of proficiency from 2017 to 2018 is indeterminable.

With this context in mind, No data was released for 2017 English Learner Progress Indicator while the 2018 results are:

Level 4- 60%

Level 3- 20%

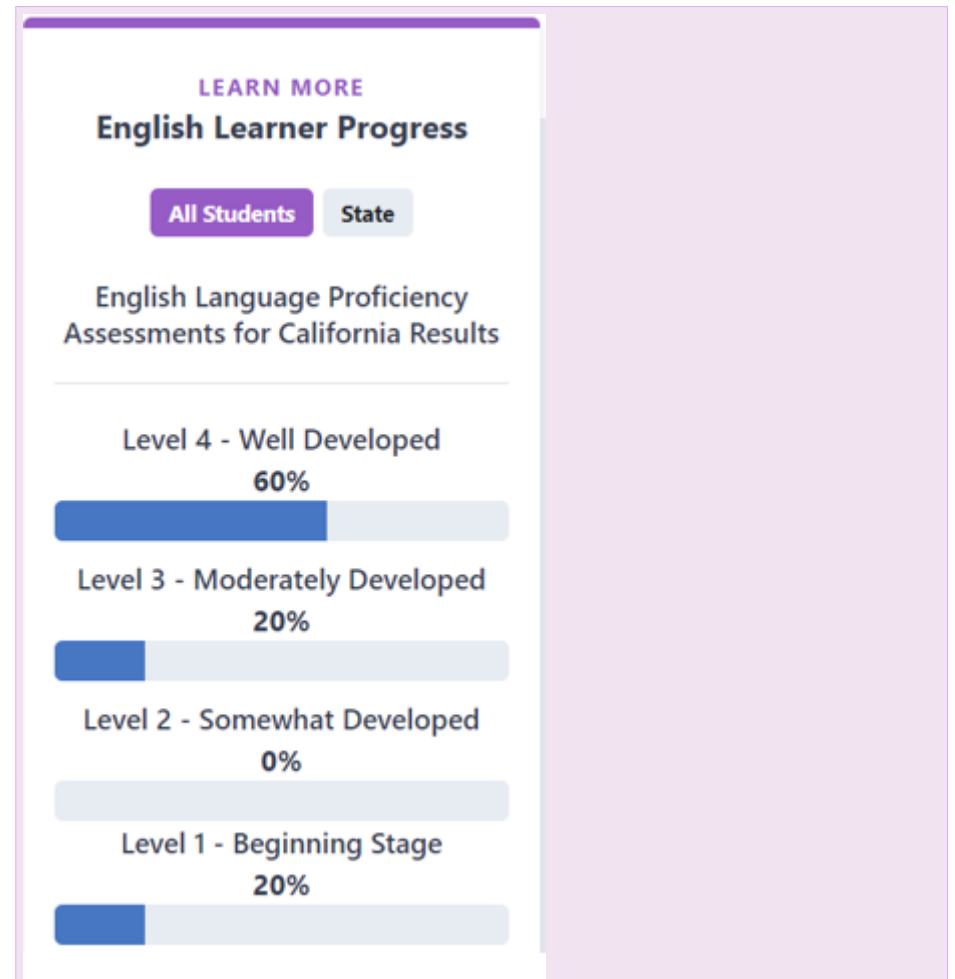

Level 2- 0%

Level 1- 20%

As a result of the English Learner Progress Indicator calculation change, we plan to modify the expected percentages on the Expected Annual Measurable Outcomes for this metric.

Expected

Actual



Metric/Indicator

At least 10% of EL students will demonstrate eligibility for reclassification

Baseline

0%

25% of English Learners (ELs) reclassified to RFEP. Although last year's reclassification rate is 0%, it was based on CELDT.

Metric/Indicator

95% of all students will participate in quarterly interim benchmark assessments to show mastery of standards taught.

Baseline

84%

85% of our students participated in the fall quarterly interim benchmark assessment, an increase of 7% from last year (78%).

Expected

Metric/Indicator

A professional development calendar will be created to include specific CCSS PD.

Baseline

100% of teachers will engage in >15 hours of curriculum training and CCSS PD during the school year.

Actual

100% of our teachers participated in 15 hours or more of curriculum training for common core state standards (CCSS).

Actions / Services

Duplicate the Actions/Services from the prior year LCAP and complete a copy of the following table for each. Duplicate the table as needed.

Action 1

Planned Actions/Services

Administer interim benchmark assessments (Star360) to identify the standards not yet mastered and prepare for state testing.

Actual Actions/Services

All students participated in our Star360 benchmark. Results were shared with families and students and teachers provided an intervention plan as needed.

Budgeted Expenditures

1000-1999: Certificated Personnel Salaries LCFF 0

Estimated Actual Expenditures

Expenditures included in Goal 1, Action 1 1000-1999: Certificated Personnel Salaries LCFF 0

Action 2

Planned Actions/Services

Implement RTI model: Identify at-risk students Use RTI tiers to determine each student's level of need Implement interventions for at-risk students, such as targeted online virtual instruction, supplemental instructional license assignments, enrichment tutoring services, SAT/ACT prep classes

Actual Actions/Services

Our RTI model identified 293 students in need of a reading intervention and another 230 for math. Further, 36 students received speech support, 12 were referred for Tier II support, while 6 received Tier III support. Our Student Study Team (SST) established 6 week goals for these students and regularly monitored progress and recommended additional support as needed including online or in person support.

Budgeted Expenditures

Software 4000-4999: Books And Supplies LCFF 558,295

Estimated Actual Expenditures

Software 4000-4999: Books And Supplies LCFF \$440,781

Action 3

Planned Actions/Services	Actual Actions/Services	Budgeted Expenditures	Estimated Actual Expenditures
<p>Identify, assess, and instruct English Language Learners:</p> <p>Systematically collect home language survey and identify ELs upon enrollment into SIS</p> <p>Administer the ELPAC annually to all EL students during the appropriate testing window</p> <p>ELD teacher to conduct designated EL instruction</p> <p>Form an EL committee to monitor EL progress on core courses and provide interventions three times a year.</p>	<p>We appropriately identified English Learners and met all related mandates. We administered the ELPAC to 15 students and teachers provided designated ELD instruction through online video conference platforms. Also, we formed an EL Committee to monitor the academic progress of ELs.</p>	<p>Included in Goal 1, Action 1 1000-1999: Certificated Personnel Salaries LCFF 0</p>	<p>Expenditures included in Goal 1, Action 1 1000-1999: Certificated Personnel Salaries LCFF 0</p>

Action 4

Planned Actions/Services	Actual Actions/Services	Budgeted Expenditures	Estimated Actual Expenditures
<p>Continue to build up course lists and pathways that promote College & Career Readiness and encourage enrollment in appropriate personalized learning plan of students.</p> <p>Committee to review and approve new curriculum and courses</p> <p>Counselors and HST teachers meet with students to support</p>	<p>Our HSTs met with 100% of their students and families to inform them of available courses and supports. This year, we offered 181 A-G courses, an increase of 47 from last year (note: the number listed last year, 234, is incorrect and should be 134). We also added 3 VAPA based CTE pathways. We also continued our curriculum and college/career readiness committees.</p>	<p>Included in Goal 1, Action 1 1000-1999: Certificated Personnel Salaries LCFF 0</p>	<p>Expenditures included in Goal 1, Action 1 1000-1999: Certificated Personnel Salaries LCFF 0</p>

student enrollment in appropriate track, conduct info sessions and orientations in personalized learning plans.



Analysis

Complete a copy of the following table for each of the LEA’s goals from the prior year LCAP. Duplicate the table as needed. Use actual annual measurable outcome data, including performance data from the LCFF Evaluation Rubrics, as applicable.

Describe the overall implementation of the actions/services to achieve the articulated goal.

We were able to implement all actions/services as planned.

Describe the overall effectiveness of the actions/services to achieve the articulated goal as measured by the LEA.

Most of our actions/services were effective in meeting our articulated goal. For example, 80% of our ELs scored at Level 3 (Moderately Developed) or 4 (Well Developed) on the EL Indicator and 25% of our ELs reclassified. However, we need to increase CAASPP performance and participation rate. Further, we need to increase the number of CTE pathways. We are connecting with local community colleges such as Palomar and San Diego City College to form a partnership to support students with access to CTE courses and dual enrollment.

Explain material differences between Budgeted Expenditures and Estimated Actual Expenditures.

The reduction of Action 2 expenditures reflects a decrease in software costs.

Describe any changes made to this goal, expected outcomes, metrics, or actions and services to achieve this goal as a result of this analysis and analysis of the LCFF Evaluation Rubrics, as applicable. Identify where those changes can be found in the LCAP.

We formed an EL Committee to monitor the academic progress of ELs.

Annual Update

LCAP Year Reviewed: **2018-19**

Complete a copy of the following table for each of the LEA's goals from the prior year LCAP. Duplicate the table as needed.

Goal 3

Increase student, parent, staff, and community engagement through collaboration, transparency, and communication.

State and/or Local Priorities addressed by this goal:

State Priorities: Priority 3: Parental Involvement (Engagement)
 Priority 5: Pupil Engagement (Engagement)
 Priority 6: School Climate (Engagement)

Local Priorities:

Annual Measurable Outcomes

Expected

Metric/Indicator

Increase High School Cohort graduation rate

Baseline

New high school program and baseline will be established 2017- 2016 school year.

Metric/Indicator

Increase the number of students taking Career Technical Education sequences or programs

Baseline

New high school program and baseline will be established 2017- 2016 school year.

Metric/Indicator

Increase high school students on track to graduate with A-G requirements fulfilled

Baseline

Actual

Our projected graduation rate is 80.6%. No data was released for the 2018 dashboard.

This year, 32 students have enrolled in CTE Pathways. We plan to modify this metric to reflect progress on the College Career Indicator (California Schools Dashboard). The College Readiness Indicator reports results in three levels: Prepared, Approaching Prepared, and Not Prepared. For the 2018 dashboard no data has been released.

65% of our 9th and 10th graders are on track to graduate.

Expected	Actual
New high school program and baseline will be established 2017- 2016 school year.	
Metric/Indicator Increase the number of students participating in the SAT /ACT/ PSAT. Baseline New high school program and baseline will be established 2017- 2016 school year.	In 2017-18, 3 of our 10 seniors completed the SAT while 0 completed the ACT assessment.
Metric/Indicator Increase the number of students taking college level course through AP or with concurrent enrollment in community colleges. Baseline New metric	This year, our students enrolled in 67 (fall 31, spring 36) dual enrollment courses. Also, two completed AP examinations.
Metric/Indicator Maintain 100% of high school students with 4-Year Plans created by a Guidance Counselor Baseline 100%	100% of our high school students have a 4-year plan created by a Guidance Counselor
Metric/Indicator Decrease the high school cohort dropout rate Baseline New high school program and baseline will be established 2017- 2016 school year.	CDE did not release any data for our high school. We are making a concerted effort to decrease our high school drop out rate including increasing communication with students/families and appropriately entering exit/transfer/enrollment codes into our student information system. As a result, we expect our 2018-19 high school cohort dropout rate to decrease.
Metric/Indicator Decrease the middle school dropout rate. Baseline New high school program and baseline will be established 2017- 2016 school year.	Our SIS does not identify any middle school students as dropouts.

Actions / Services

Duplicate the Actions/Services from the prior year LCAP and complete a copy of the following table for each. Duplicate the table as needed.

Action 1

Planned

Actual

Budgeted

Estimated Actual

Actions/Services

Implement Project Recovery for students who did not continue with Inspire the following school year to decrease the dropout rates in middle and high school.

Actions/Services

We successfully implemented Project Recovery including monitoring student dropouts and graduation rate progress.

Expenditures

Included in Goal1, Action 1 1000-1999: Certificated Personnel Salaries LCFF 0

Expenditures

Expenditures included in Goal 1, Action 1 1000-1999: Certificated Personnel Salaries LCFF 0

Action 2

Planned Actions/Services

Continue to provide broad course of study for students to ensure all students are prepared for their selected college/career pathway.

Actual Actions/Services

We initiated 3 VAPA based CTE Pathways this year.

Budgeted Expenditures

Included in Goal 1, Action 1 1000-1999: Certificated Personnel Salaries LCFF 0

Estimated Actual Expenditures

Expenditures included in Goal 1, Action 2 5800: Professional/Consulting Services And Operating Expenditures LCFF 0

Action 3

Planned Actions/Services

Continue to provide targeted, research-based math & ELA support for struggling students.

Actual Actions/Services

HSTs works closely with students to ensure students academic needs are met including providing appropriate support.

Budgeted Expenditures

Included in Goal 1, Action 1 1000-1999: Certificated Personnel Salaries LCFF 0

Estimated Actual Expenditures

Expenditures included in Goal 1, Action 1 1000-1999: Certificated Personnel Salaries LCFF 0

Action 4

Planned Actions/Services

Continue to support and provide internal PD to administrators and teachers to ensure students are prepared for their selected college & career pathway. (i.e. CTE, CSU/UC, Community Colleges)

Actual Actions/Services

Administrators and teachers received college and career readiness related PD.

Budgeted Expenditures

5800: Professional/Consulting Services And Operating Expenditures LCFF 0

Estimated Actual Expenditures

Expenditures included in Goal 1, Action 1 1000-1999: Certificated Personnel Salaries LCFF 0

Analysis

Complete a copy of the following table for each of the LEA’s goals from the prior year LCAP. Duplicate the table as needed. Use actual annual measurable outcome data, including performance data from the LCFF Evaluation Rubrics, as applicable.

Describe the overall implementation of the actions/services to achieve the articulated goal.

All actions/services were implemented as planned. However, while implemented action/service 1, we quickly determined the amount of work required to proactively and accurately measure projected graduation rates and to find dropouts requires additional staff.

Describe the overall effectiveness of the actions/services to achieve the articulated goal as measured by the LEA.

The effectiveness of our actions/services is mixed. For example, our graduation rate is improving and 100% of our high school students have a 4-year plan created by a Guidance Counselor, our 2018 graduation rate remains at 80.6%. We do, however, expect our graduation to improve next year. Further, there is a slight increase in the number of students taking the SAT, ACT and AP assessment. We also need to increase the number of students enrolled in a CTE pathway.

Explain material differences between Budgeted Expenditures and Estimated Actual Expenditures.

There are not material differences in expenditures

Describe any changes made to this goal, expected outcomes, metrics, or actions and services to achieve this goal as a result of this analysis and analysis of the LCFF Evaluation Rubrics, as applicable. Identify where those changes can be found in the LCAP.

Due to our low four-year graduation cohort rates, we added 2 FTEs to proactively monitor that all students graduate within four years including enrollment in correct courses, calculating projected graduation rates, to follow up with students/families as needed, as well as to provide related professional development to staff.

Annual Update

LCAP Year Reviewed: **2018-19**

Complete a copy of the following table for each of the LEA's goals from the prior year LCAP. Duplicate the table as needed.

Goal 4

Develop and implement a board course of study allowing students collaborative learning opportunities to navigate technology and communicate effectively.

State and/or Local Priorities addressed by this goal:

State Priorities: Priority 4: Pupil Achievement (Pupil Outcomes)
 Priority 8: Other Pupil Outcomes (Pupil Outcomes)

Local Priorities:

Annual Measurable Outcomes

Expected

Metric/Indicator

100% of students will have access to a computer

Baseline

100%

Metric/Indicator

100% of the students will have a broad course of study through vendor lobby electives and enrichment opportunities.

Baseline

New action

Metric/Indicator

Increased student participation academic and leadership opportunities such as Yearbook Committee, Student Council, Meet the Masters based on student sign in.

Baseline

Baseline data will be created in 2017-18

Actual

100% of our students have access to a computer.

100% of our students have a broad course of study including enrichment opportunities through vendors and field trips.

In 2018-2019 school year, students participated in the Yearbook Committee, Student Council, Meet the Masters, National Honor Society (10th -12th), National Jr. Honor Society (7th - 9th) Inventors Fair and two new programs: Academic Decathlon and a Robotics. Students from Academic Decathlon are going to national competition and The Robotics will be participating in the world competition. There was one student who is going to the National for Spelling Bee competition.

Expected

Metric/Indicator

Maintain and update FAQs, policies, and program descriptions on school website as monitored monthly by staff log.

Baseline

100%

Metric/Indicator

Continue to provide access to online courses as well as textbook based courses to meet the needs of diverse learners.

Baseline

100%

Actual

Our website plays a critical role in communicating FAQs, policies, and program descriptions (that are updated regularly). According to google analytics, are website traffic is as follows:

1 day active users 15 (100%)

7 day active users 193 (100%)

14 day active users 384 (100%)

28 active users 1066 (100%)

100% of our students have access to both online and in person courses. Students have an option to use textbooks, or online curriculum or blend of both. Teachers work closely with families to ensure student is making academic progress with curriculum being used.

Actions / Services

Duplicate the Actions/Services from the prior year LCAP and complete a copy of the following table for each. Duplicate the table as needed.

Action 1

Planned Actions/Services

Students are provided with funds to use toward broad course of study such as VAPA courses and enrichment opportunities.

Actual Actions/Services

Each student receives fund to use towards electives such as VAPA, enrichment opportunities through various approved vendors to ensure all students have access to broad course of study.

Budgeted Expenditures

Special Activities and Enrichment opportunities 4000-4999: Books And Supplies LCFF 317,774

Estimated Actual Expenditures

Books and Supplies 5000-5999: Services And Other Operating Expenditures LCFF \$4,056,895

Action 2

Planned Actions/Services

Collect data to ensure students have access to technology to create technology based projects or participating in programs such as coding.

Actual Actions/Services

All students have access to technology and programs to enhance their technology skills including software programs to learn different programs and applications within the changing world of technology.

Budgeted Expenditures

Included in Goal 1, Action 1 1000-1999: Certificated Personnel Salaries LCFF 0

Estimated Actual Expenditures

Expenditures included in Goal 1, Action 1 1000-1999: Certificated Personnel Salaries LCFF 0

Action 3

Planned Actions/Services	Actual Actions/Services	Budgeted Expenditures	Estimated Actual Expenditures
Enrichment opportunities and/or courses will include project- based learning that incorporates technology, collaboration, and student communication skills.	This year we implemented several new technology-based enrichment opportunities including robotics teams that successfully competed in national and world championships in the V-Robotics competitions.	Included in Goal 1, Action 1 1000-1999: Certificated Personnel Salaries LCFF 0	Expenditures included in Goal 1, Action 1 1000-1999: Certificated Personnel Salaries LCFF 0

Action 4

Planned Actions/Services	Actual Actions/Services	Budgeted Expenditures	Estimated Actual Expenditures
Increase opportunities for students to participate in leadership and academic events to develop confidences and leadership skills.	This year we added Academic decathlon, National Honor Society, National Jr Honor Society, and a robotics program for students to participate in leadership opportunities. Both teams made it to national spots along with our Spelling Bee winner.	Included in Goal 1, Action 1 1000-1999: Certificated Personnel Salaries LCFF 0	4000-4999: Books And Supplies LCFF \$627,941

Analysis

Complete a copy of the following table for each of the LEA's goals from the prior year LCAP. Duplicate the table as needed. Use actual annual measurable outcome data, including performance data from the LCFF Evaluation Rubrics, as applicable.

Describe the overall implementation of the actions/services to achieve the articulated goal.

We were able to implement all actions and services allowing students to develop and implement a board course of study allowing students to collaboratively learning opportunities to navigate technology and communicate effectively.

Describe the overall effectiveness of the actions/services to achieve the articulated goal as measured by the LEA.

Our actions/services effectively help achieve our articulated goal. For example, 100% of our students have access to a computer, broad course of study, and access to both online and in person courses. Further, maintained updated information on our website, and facilitated enrichment opportunities for students to improve confidence and leadership skills.

Explain material differences between Budgeted Expenditures and Estimated Actual Expenditures.

The significant increase in Action 1 expenditures reflects an increased number of requests by students to participate in enrichment activities. The same is true for Action 4.

Describe any changes made to this goal, expected outcomes, metrics, or actions and services to achieve this goal as a result of this analysis and analysis of the LCFF Evaluation Rubrics, as applicable. Identify where those changes can be found in the LCAP.

There are no substantive changes made to this goal, expected outcomes, metrics, or actions/services.

Stakeholder Engagement

LCAP Year: **2019-20**

Involvement Process for LCAP and Annual Update

How, when, and with whom did the LEA consult as part of the planning process for this LCAP/Annual Review and Analysis?

- August 2 – 4, 2018: In-person teacher training focused on homeschool curriculum strategies, pedagogies, and monitoring/supporting student progress towards CCSS.
- August 22, 2018: Teacher online PD focused on understanding the College Career Indicator.
- September 1, 2018: Family Liaison In-person training regarding LCAP Actions focused on increasing family engagement and support.
- September 3, 2018: Online monthly parent meeting called Inspiring Parents Live led by the senior director to explain the STAR360 diagnostic and CAASPP Scores as they relate to the LCAP.
- September 4, 2018: Staff training regarding CAASPP scores, common core standards (I Can Statements), school accountability, curriculum alignment, and Star 360 results.
- September 10, 2018: Staff training focused on available intervention programs to support students academically at risk (Pathblazer, Reading Horizons, Learning Ally)
- September 19, 2018: Lending library grand opening with families and students.
- September 21, 2018: Back to school family information day. Staff presented to parents on a variety of topics including the LCAP goals, curriculum, testing, clubs, student and parent leadership opportunities, parent portal, and accountability data.
- September 28, 2018: Staff training focused on supporting high school students with individual graduation plans (IGP's).
- October 1, 2018: Online monthly parent meeting called Inspiring Parents Live led by the senior director to explain the California Department of Education Smarter Balance Resources.
- October 3, 2018: Staff training focused on curriculum opportunities for high school students using the eDynamic and Naviance curriculums.
- October 5, 2018: In-person parent meeting led by curriculum director focused on enrichment academies and to discuss school success, areas of focus, and alignment to LCAP goals/actions.
- October 20, 2018: Kids Expo—families invited to meet with enrichment academy providers and to learn more about academic support resources.
- November 1, 2018: Online monthly parent meeting called Inspiring Parents Live led by the senior director.
- December 2, 2018: Online staff conference led by curriculum director focused on LCAP goals and actions, including progress.
- December 3, 2018: Board of Trustees meeting- curriculum director presented the Board with an LCAP goals/actions update, including data, progress towards goals, and the California Schools Dashboard.

- December 6, 2018: Online monthly parent meeting called Inspiring Parents Live led by the senior director focused on progress toward LCAP goals.
- February 4, 2019: In-service staff training focused on state and college readiness tests, including the CAASPP, SAT, ACT, and AP.
- February 7, 2019: Online monthly parent meeting called Inspiring Parents Live led by the senior director focused state assessments and their relation to the LCAP .
- February-May 2019: Online weekly parent forum meetings led by the testing and assessment director focused on student achievement goals, assessment goals, and participation in the CAASPP.
- March 7, 2019: Online monthly parent meeting called Inspiring Parents Live led by the senior director focused on Smarter Balanced Assessment tools and resources.
- April 2, 2019: High School Expo: Students and parents invited to learn more about college and career readiness and opportunities.
- April 3 – June 5, 2019: Online monthly parent meetings focused on Brave Writer curriculum.
- April 4, 2019: Online monthly parent meeting called Inspiring Parents Live led by the senior director focused LCAP goals for 2019-2020.
- April 5, 2019: Staff meeting focused on feedback for 2019-20 LCAP goals, including four-year cohort graduation rate.
- April 8, 2019: LCAP Parent and Student Surveys sent via email.
- April 12, 2019: LCAP Staff Surveys sent via email including questions regarding our four-year cohort graduation rate.
- April 15 and 18, 2019: Parent workshop focused on supporting and preparing students for assessments.
- April 22, 2019: Parent meeting focused on increasing involvement and opportunities, including the California Homeschool Parent Association.
- May 1-2, 2019: District and site administrator meeting focused on LCAP goals/actions, including progress, planned modifications, and Dashboard performance.
- May 7, 2019: HSTs met with students and parents to assist with completion of Parent and Student LCAP Survey.
- May 8-9, 2019: Online community forum led by curriculum director focused on LCAP goals/actions. Staff, community members, and parents were encouraged to provided feedback.
- May 29, 2019: LCAP public hearing- held during a Board meeting.

Impact on LCAP and Annual Update

How did these consultations impact the LCAP for the upcoming year?

The following themes emerged during our stakeholder input meetings:

1. Enrichment Opportunities- Both parents and students indicate they enjoy field trips because they help contextualize learning and would like more of them. In particular, students are interested in more science and local history based field trips. Also, parents indicate they enjoy hands-on enrichment academies and believe they would be even more beneficial if enrollment in academies were based on grade-level. LCAP Goal 1, Action 3 is intended to support enrichment opportunities. We will embed parent and students suggestions regarding enrichment opportunities within this Action.
2. Communication- Parents indicate they enjoy regular communication with staff/teachers, including monthly online meetings called Live with Parents, the parent portal, and emails. A few parents recommended consolidating the number of hyperlinks on the school website, making it easier for parents to access information. LCAP Goal 4, Action 6 focuses on online communication with parents. We will embed parent suggestions regarding hyperlinks within this Action.
3. Curriculum Training- Both parents and staff commented on curriculum training. Teachers indicate they enjoy the current professional development format, including in-person monthly meetings with peers, and want an increased number of workshops focused on supporting high school students and with the math achievement. LCAP Goal 1, Action 2 and Goal 2, Actions 3 and 4 support staff professional development. We will embed an increased number of workshops focused on supporting high school students and math achievement within these Actions. Parents indicate they enjoy meetings with teachers to obtain guidance and support as well as parent workshops and want an increased number of workshops focused on the mathematics curriculum and literacy strategies enabling them to support their children at home better. LCAP Goal 2, Actions 3 and 6, and Goal 4, Actions 2 and 3 focus on supporting parents with the curriculum. We will increase the number of parent workshops focused on mathematics and literacy strategies within these Actions.
4. Instructional Materials- Parents indicate they enjoy the Lending Library. A few parents also indicated a desire for increased opportunities to review textbooks and/or curriculums before ordering them. Further, a few parents indicated a desire to increase the number of instructional materials available for gifted students. LCAP Goal 2, Action 6 and Goal 3, Action 2 focus on staff meetings with parents to create a personalized learning plan. We will embed parent suggestions regarding instructional materials within these Actions.
5. In Person Socializing- Both parents and students indicate a desire for increased opportunities to socialize with peers. LCAP Goal 4, Action 5 focuses on facilitating opportunities to improve confidence and leadership skills. We will embed parent and students suggestions regarding opportunities to socialize within this Action.
6. Celebration of Students- Parents indicate they would like an increased number of in-person events that celebrate their children, including plays, dances, and recognition events. LCAP Goal 4, Action 5 focuses on facilitating opportunities to improve confidence and leadership skills. We will embed parent suggestions regarding celebrating students within this Action.

Goals, Actions, & Services

Strategic Planning Details and Accountability

Complete a copy of the following table for each of the LEA's goals. Duplicate the table as needed.

(Select from New Goal, Modified Goal, or Unchanged Goal)

Modified Goal

Goal 1

Provide high-quality teaching and learning that promotes opportunity for applying knowledge within an independent study/online curriculum structure.

State and/or Local Priorities addressed by this goal:

State Priorities: Priority 1: Basic (Conditions of Learning)
 Priority 7: Course Access (Conditions of Learning)

Local Priorities: Basic Conditions

Identified Need:

As an independent study school, students need a variety of ways to engage with the school community to positively impact their educational experience. Focused professional development for parents/learning coaches continues to be a need because they provide daily instructional support to students

Expected Annual Measurable Outcomes

Metrics/Indicators	Baseline	2017-18	2018-19	2019-20
Percent of teachers appropriately credentialed and assigned.	100%	100%	100%	
Percent of facilities considered safe as demonstrated in the Facilities Inventory (FIT) Report.	100%	100%.	100%	

Metrics/Indicators	Baseline	2017-18	2018-19	2019-20
Percent of student with access to CA state standards-aligned instructional materials (text and e-text) for all core subject areas.	100%	100%	100%	
Percent of students who have access to a computer.	100%	100%	100%	
Percent of students who have a broad course of study through vendor lobby electives and enrichment opportunities.	100%	100%	100%	

Planned Actions / Services

Complete a copy of the following table for each of the LEA's Actions/Services. Duplicate the table, including Budgeted Expenditures, as needed.

Action 1

For Actions/Services not included as contributing to meeting the Increased or Improved Services Requirement:

Students to be Served:

(Select from All, Students with Disabilities, or Specific Student Groups)

All

Location(s):

(Select from All Schools, Specific Schools, and/or Specific Grade Spans)

All Schools
Specific Grade Spans: K-12

OR

For Actions/Services included as contributing to meeting the Increased or Improved Services Requirement:

Students to be Served:

(Select from English Learners, Foster Youth, and/or Low Income)

[Add Students to be Served selection here]

Scope of Services:

(Select from LEA-wide, Schoolwide, or Limited to Unduplicated Student Group(s))

[Add Scope of Services selection here]

Location(s):

(Select from All Schools, Specific Schools, and/or Specific Grade Spans)

[Add Location(s) selection here]

Actions/Services

Select from New, Modified, or Unchanged for 2017-18

New Action

Select from New, Modified, or Unchanged for 2018-19

Unchanged Action

Select from New, Modified, or Unchanged for 2019-20

Unchanged Action

2017-18 Actions/Services

Ensure teachers are subject matter competent: Annual teacher credential review, including CLAD or equivalent Audit Highly Qualified Teacher assignments
Implement a performance review process that evaluates teacher implementation of CCSS effectively.

2018-19 Actions/Services

Ensure teachers are subject matter competent: Annual teacher credential review, including CLAD or equivalent Audit Highly Qualified Teacher assignments
Implement a performance review process that evaluates teacher implementation of CCSS effectively.

2019-20 Actions/Services

Ensure teachers are appropriate credentialed and assigned.

Budgeted Expenditures

Year	2017-18	2018-19	2019-20
Amount	\$9,167,500	\$9,350,850	\$5,247,750
Source	LCFF	LCFF	LCFF
Budget Reference	1000-1999: Certificated Personnel Salaries Certificated Teachers	1000-1999: Certificated Personnel Salaries Certificated Teachers	1000-1999: Certificated Personnel Salaries Certificated Teachers

Action 2

For Actions/Services not included as contributing to meeting the Increased or Improved Services Requirement:

Students to be Served:

(Select from All, Students with Disabilities, or Specific Student Groups)

All

Location(s):

(Select from All Schools, Specific Schools, and/or Specific Grade Spans)

All Schools

OR

For Actions/Services included as contributing to meeting the Increased or Improved Services Requirement:

Students to be Served:

(Select from English Learners, Foster Youth, and/or Low Income)

Scope of Services:

(Select from LEA-wide, Schoolwide, or Limited to Unduplicated Student Group(s))

Location(s):

(Select from All Schools, Specific Schools, and/or Specific Grade Spans)

[Add Students to be Served selection here]

[Add Scope of Services selection here]

[Add Location(s) selection here]

Actions/Services

Select from New, Modified, or Unchanged
for 2017-18

Select from New, Modified, or Unchanged
for 2018-19

Select from New, Modified, or Unchanged
for 2019-20

New Action

2017-18 Actions/Services

2018-19 Actions/Services

2019-20 Actions/Services

Staff will meet in monthly PLNs to share
and discuss best practices and resources
for supporting learning in a virtual
environment.

Budgeted Expenditures

Year	2017-18	2018-19	2019-20
Amount	\$80,000	\$81,600	\$112,929
Source	LCFF	LCFF	LCFF
Budget Reference	5800: Professional/Consulting Services And Operating Expenditures Professional Development	5800: Professional/Consulting Services And Operating Expenditures Professional Development	5800: Professional/Consulting Services And Operating Expenditures Professional Development

Action 3

For Actions/Services not included as contributing to meeting the Increased or Improved Services Requirement:

Students to be Served:

(Select from All, Students with Disabilities, or Specific Student Groups)

Location(s):

(Select from All Schools, Specific Schools, and/or Specific Grade Spans)

All

All Schools

OR

For Actions/Services included as contributing to meeting the Increased or Improved Services Requirement:

Students to be Served:

(Select from English Learners, Foster Youth,
and/or Low Income)

Scope of Services:

(Select from LEA-wide, Schoolwide, or Limited to
Unduplicated Student Group(s))

Location(s):

(Select from All Schools, Specific Schools, and/or
Specific Grade Spans)

[Add Students to be Served selection here]

[Add Scope of Services selection here]

[Add Location(s) selection here]

Actions/Services

Select from New, Modified, or Unchanged for 2017-18

Select from New, Modified, or Unchanged for 2018-19

Select from New, Modified, or Unchanged for 2019-20

New Action

Unchanged Action

Modified Action

2017-18 Actions/Services

Facilitate student groups that promote collaboration and communication among students in person and online

2018-19 Actions/Services

Students are provided with funds to use toward broad course of study such as VAPA courses and enrichment opportunities.

2019-20 Actions/Services

Provide access to broad course of study such as VAPA courses and enrichment opportunities

Budgeted Expenditures

Year	2017-18	2018-19	2019-20
Amount	\$757,566	\$772,717	\$2,743,449
Source	LCFF	LCFF	LCFF
Budget Reference	1000-1999: Certificated Personnel Salaries Certificated Administrators	1000-1999: Certificated Personnel Salaries Certificated Administrators	5000-5999: Services And Other Operating Expenditures

Action 4

For Actions/Services not included as contributing to meeting the Increased or Improved Services Requirement:

Students to be Served:

(Select from All, Students with Disabilities, or Specific Student Groups)

Location(s):

(Select from All Schools, Specific Schools, and/or Specific Grade Spans)

OR

For Actions/Services included as contributing to meeting the Increased or Improved Services Requirement:

Students to be Served:

(Select from English Learners, Foster Youth, and/or Low Income)

Scope of Services:

(Select from LEA-wide, Schoolwide, or Limited to Unduplicated Student Group(s))

Location(s):

(Select from All Schools, Specific Schools, and/or Specific Grade Spans)

Actions/Services

Select from New, Modified, or Unchanged for 2017-18	Select from New, Modified, or Unchanged for 2018-19	Select from New, Modified, or Unchanged for 2019-20
2017-18 Actions/Services	2018-19 Actions/Services	2019-20 Actions/Services

Budgeted Expenditures

Year	<u>2017-18</u>	<u>2018-19</u>	<u>2019-20</u>
------	----------------	----------------	----------------

Goals, Actions, & Services

Strategic Planning Details and Accountability

Complete a copy of the following table for each of the LEA's goals. Duplicate the table as needed.

(Select from New Goal, Modified Goal, or Unchanged Goal)

Modified Goal

Unchanged Goal

Goal 2

Provide appropriate tiered supports that promote and sustain positive social/emotional development as well increased academic achievement for all students.

State and/or Local Priorities addressed by this goal:

State Priorities: Priority 2: State Standards (Conditions of Learning)
 Priority 4: Pupil Achievement (Pupil Outcomes)
 Priority 7: Course Access (Conditions of Learning)

Local Priorities: Implementation of Academic Standards

Identified Need:

Our analysis includes the California dashboard as well as local measures. There is a need to increase our participation rates and performance on the Smarter Balanced Assessments. Administration and staff need to create and implement a formal system to quickly identify and support students in danger of failing.

Expected Annual Measurable Outcomes

Metrics/Indicators	Baseline	2017-18	2018-19	2019-20
CAASPP participation rate will be at least 95%	ELA: 73.1% Math: 72.9%	84%	TBD in Fall 2019	
The percentage of Inspire students meeting or exceeding standards	31%	38.5%	TBD in Fall 2019	

Metrics/Indicators	Baseline	2017-18	2018-19	2019-20
on CAASPP ELA assessments, including all subgroups				
The percentage of Inspire students meeting or exceeding standards on CAASPP Mathematics assessments, including all subgroups	18.8%	16.3%	TBD in Fall 2019	
10% of English Learners will increase one level of proficiency on the English Learner Progress Indicator annually	Level 4- 60% Level 3- 20% Level 2- 0% Level 1- 20%	Level 4- 60% Level 3- 20% Level 2- 0% Level 1- 20%	TBD in Fall 2019	
At least 10% of EL students will reclassify	16%	25%	TBD	
100% of teachers will engage in >15 hours of curriculum training and CCSS PD during the school year	100%	100%	100%	
95% of all students will participate in quarterly interim benchmark assessments to show mastery of standards taught	75%	78%	TBD	

Planned Actions / Services

Complete a copy of the following table for each of the LEA's Actions/Services. Duplicate the table, including Budgeted Expenditures, as needed.

Action 1

For Actions/Services not included as contributing to meeting the Increased or Improved Services Requirement:

Students to be Served:

(Select from All, Students with Disabilities, or Specific Student Groups)

All

Location(s):

(Select from All Schools, Specific Schools, and/or Specific Grade Spans)

All Schools

OR

For Actions/Services included as contributing to meeting the Increased or Improved Services Requirement:

Students to be Served:

(Select from English Learners, Foster Youth, and/or Low Income)

[Add Students to be Served selection here]

Scope of Services:

(Select from LEA-wide, Schoolwide, or Limited to Unduplicated Student Group(s))

[Add Scope of Services selection here]

Location(s):

(Select from All Schools, Specific Schools, and/or Specific Grade Spans)

[Add Location(s) selection here]

Actions/Services

Select from New, Modified, or Unchanged for 2017-18

New Action

Select from New, Modified, or Unchanged for 2018-19

Unchanged Action

Select from New, Modified, or Unchanged for 2019-20

Unchanged Action

2017-18 Actions/Services

Administer interim benchmark assessments to identify the standards not yet mastered and prepare for state testing.

2018-19 Actions/Services

Administer interim benchmark assessments (Star360) to identify the standards not yet mastered and prepare for state testing.

2019-20 Actions/Services

Administer interim benchmark assessments to identify the standards not yet mastered and prepare for state testing in ELA and Math.

Budgeted Expenditures

Year	2017-18	2018-19	2019-20
Amount	\$1,156,480	\$1,179,610	\$1,203,202
Source	LCFF	LCFF	LCFF
Budget Reference	1000-1999: Certificated Personnel Salaries Included in Goal 1, Action 1	1000-1999: Certificated Personnel Salaries	1000-1999: Certificated Personnel Salaries

Action 2

For Actions/Services not included as contributing to meeting the Increased or Improved Services Requirement:

Students to be Served:

(Select from All, Students with Disabilities, or Specific Student Groups)

All
Students with Disabilities

Location(s):

(Select from All Schools, Specific Schools, and/or Specific Grade Spans)

All Schools

OR

For Actions/Services included as contributing to meeting the Increased or Improved Services Requirement:

Students to be Served:

(Select from English Learners, Foster Youth, and/or Low Income)

[Add Students to be Served selection here]

Scope of Services:

(Select from LEA-wide, Schoolwide, or Limited to Unduplicated Student Group(s))

[Add Scope of Services selection here]

Location(s):

(Select from All Schools, Specific Schools, and/or Specific Grade Spans)

[Add Location(s) selection here]

Actions/Services

Select from New, Modified, or Unchanged for 2017-18

New Action

Select from New, Modified, or Unchanged for 2018-19

Unchanged Action

Select from New, Modified, or Unchanged for 2019-20

Modified Action

2017-18 Actions/Services

Implement RTI model: Identify at-risk students

Use RTI tiers to determine each student's level of need

Implement interventions for at-risk students, such as targeted online virtual instruction, supplemental instructional license assignments, enrichment tutoring services, SAT/ACT prep classes

2018-19 Actions/Services

Continue to Implement RTI model:

Identify at-risk students

Continue to use RTI tiers to determine each student's level of need

Continue to Implement interventions for at-risk students, such as targeted online virtual instruction, supplemental instructional license assignments, enrichment tutoring services, SAT/ACT prep classes

2019-20 Actions/Services

Continue Multi-Tiered Systems of Supports to identify student attendance and academic/social needs, or exceptional needs and to individualize support including online virtual instruction license assignments, and enrichment tutoring services

Budgeted Expenditures

Year	2017-18	2018-19	2019-20
Amount	236,596	558,295	\$495,530
Source	LCFF	LCFF	LCFF
Budget Reference	4000-4999: Books And Supplies See software costs listed in goal 1 action 4	4000-4999: Books And Supplies See software costs listed in goal 1 action 4	4000-4999: Books And Supplies

Action 3

For Actions/Services not included as contributing to meeting the Increased or Improved Services Requirement:

Students to be Served:

(Select from All, Students with Disabilities, or Specific Student Groups)

[Add Students to be Served selection here]

Location(s):

(Select from All Schools, Specific Schools, and/or Specific Grade Spans)

[Add Location(s) selection here]

OR

For Actions/Services included as contributing to meeting the Increased or Improved Services Requirement:

Students to be Served:

(Select from English Learners, Foster Youth, and/or Low Income)

English Learners

Scope of Services:

(Select from LEA-wide, Schoolwide, or Limited to Unduplicated Student Group(s))

Limited to Unduplicated Student Group(s)

Location(s):

(Select from All Schools, Specific Schools, and/or Specific Grade Spans)

All Schools

Actions/Services

Select from New, Modified, or Unchanged for 2017-18

New Action

Select from New, Modified, or Unchanged for 2018-19

Modified Action

Select from New, Modified, or Unchanged for 2019-20

Modified Action

2017-18 Actions/Services

Identify, assess, and instruct English Language Learners:

Systematically collect home language survey and identify ELs upon enrollment into SIS

2018-19 Actions/Services

Identify, assess, and instruct English Language Learners:

Systematically collect home language survey and identify ELs upon enrollment into SIS

2019-20 Actions/Services

Provide professional development to help guide and support administrators, counselors, and teachers in addressing the academic needs of ELs and their families including administering ELPAC, identifying ELs, administering language surveys, and coordinating ELD instruction.

Administer the CELDT annually to all EL students during the appropriate testing window	Administer the ELPAC annually to all EL students during the appropriate testing window	
Hire ELD teacher to conduct designated EL instruction	ELD teacher to conduct designated EL instruction	
Track student progress toward meeting EL proficiency requirements	Form an EL committee to monitor EL progress on core courses and provide interventions three times a year.	

Budgeted Expenditures

Year	2017-18	2018-19	2019-20
Amount	0	0	\$156,000
Source	LCFF	LCFF	Supplemental and Concentration
Budget Reference	1000-1999: Certificated Personnel Salaries Included in 1100 salary costs listed in goal 1, action 1	1000-1999: Certificated Personnel Salaries Included in 1100 salary costs listed in goal 1, action 1	1000-1999: Certificated Personnel Salaries

Action 4

For Actions/Services not included as contributing to meeting the Increased or Improved Services Requirement:

Students to be Served:

(Select from All, Students with Disabilities, or Specific Student Groups)

All

Location(s):

(Select from All Schools, Specific Schools, and/or Specific Grade Spans)

All Schools

OR

For Actions/Services included as contributing to meeting the Increased or Improved Services Requirement:

Students to be Served:

(Select from English Learners, Foster Youth, and/or Low Income)

[Add Students to be Served selection here]

Scope of Services:

(Select from LEA-wide, Schoolwide, or Limited to Unduplicated Student Group(s))

[Add Scope of Services selection here]

Location(s):

(Select from All Schools, Specific Schools, and/or Specific Grade Spans)

[Add Location(s) selection here]

Actions/Services

Select from New, Modified, or Unchanged for 2017-18

New Action

Select from New, Modified, or Unchanged for 2018-19

Unchanged Action

Select from New, Modified, or Unchanged for 2019-20

Modified Action
Unchanged Action

2017-18 Actions/Services

Focused Professional development and parent engagement:

Create and implement school-wide and department professional development calendar and data meetings for staff and parents.

Conduct ongoing in-service days and monthly professional development, informed by staff & parent input and needs analysis.

Provide opportunities for families to support their students' educations and provide input in decisions, feel welcomed and comfortable accessing school resources, including parents of ELL students and unduplicated pupils.

2018-19 Actions/Services

Focused Professional development and parent engagement:

Create and implement school-wide and department professional development calendar and data meetings for staff and parents.

Conduct ongoing in-service days and monthly professional development, informed by staff & parent input and needs analysis.

Provide opportunities for families to support their students' educations and provide input in decisions, feel welcomed and comfortable accessing school resources, including parents of ELL students and unduplicated pupils.

2019-20 Actions/Services

Targeted Professional Development for teachers to support students who are performing below grade level standard on the Smarter Balance Assessment or STAR360 in ELA and Mathematics

Budgeted Expenditures

Year	2017-18	2018-19	2019-20
Amount	0	0	\$27,665
Source	LCFF	LCFF	Low Performing Student Block Grant (LPSBG)
Budget Reference	1000-1999: Certificated Personnel Salaries Included in 1100 salary costs listed in goal 1, action 1	1000-1999: Certificated Personnel Salaries Included in 1100 salary costs listed in goal 1, action 1	5000-5999: Services And Other Operating Expenditures Included in 1100 salary costs listed in goal 1, action 2

Action 5

For Actions/Services not included as contributing to meeting the Increased or Improved Services Requirement:

Students to be Served:

(Select from All, Students with Disabilities, or Specific Student Groups)

All

Location(s):

(Select from All Schools, Specific Schools, and/or Specific Grade Spans)

All Schools

OR

For Actions/Services included as contributing to meeting the Increased or Improved Services Requirement:

Students to be Served:

(Select from English Learners, Foster Youth, and/or Low Income)

[Add Students to be Served selection here]

Scope of Services:

(Select from LEA-wide, Schoolwide, or Limited to Unduplicated Student Group(s))

[Add Scope of Services selection here]

Location(s):

(Select from All Schools, Specific Schools, and/or Specific Grade Spans)

[Add Location(s) selection here]

Actions/Services

Select from New, Modified, or Unchanged for 2017-18

New Action

Select from New, Modified, or Unchanged for 2018-19

Unchanged Action

Select from New, Modified, or Unchanged for 2019-20

Unchanged Action

2017-18 Actions/Services

Continue to provide targeted, research-based math & ELA support for struggling students

2018-19 Actions/Services

Continue to provide targeted, research-based math & ELA support for struggling students

2019-20 Actions/Services

This action is embedded within Action 4 of this Goal and thus discontinued

Budgeted Expenditures

Action 6

For Actions/Services not included as contributing to meeting the Increased or Improved Services Requirement:

Students to be Served:

(Select from All, Students with Disabilities, or Specific Student Groups)

All

Location(s):

(Select from All Schools, Specific Schools, and/or Specific Grade Spans)

All Schools

OR

For Actions/Services included as contributing to meeting the Increased or Improved Services Requirement:

Students to be Served:

(Select from English Learners, Foster Youth, and/or Low Income)

[Add Students to be Served selection here]

Scope of Services:

(Select from LEA-wide, Schoolwide, or Limited to Unduplicated Student Group(s))

[Add Scope of Services selection here]

Location(s):

(Select from All Schools, Specific Schools, and/or Specific Grade Spans)

[Add Location(s) selection here]

Actions/Services

Select from New, Modified, or Unchanged for 2017-18

New Action

Select from New, Modified, or Unchanged for 2018-19

Unchanged Action

Select from New, Modified, or Unchanged for 2019-20

Modified Action

2017-18 Actions/Services

Monitor and intervene on attendance and behavior:

Monthly analysis of attendance and behavior data by subgroup.

Special education services to students with emotional and behavioral challenges as required by IEP.
Notify parent/guardian of attendance concerns

and intervene according to attendance and enrollment compliancy procedures.

2018-19 Actions/Services

Monitor and intervene on attendance and behavior:

Monthly analysis of attendance and behavior data by subgroup.

Special education services to students with emotional and behavioral challenges as required by IEP.
Notify parent/guardian of attendance concerns

and intervene according to attendance and enrollment compliancy procedures.

2019-20 Actions/Services

This Action is embedded within Action 2 of this Goal and thus discontinued.

<p>Administer, analyze, and respond to results of annual student and staff satisfaction surveys.</p> <p>Refine intensive targeted interventions for students with behaviors indicating a likelihood of dropping out or in danger of failing.</p>	<p>Administer, analyze, and respond to results of annual student and staff satisfaction surveys.</p> <p>Refine intensive targeted interventions for students with behaviors indicating a likelihood of dropping out or in danger of failing.</p>	
--	--	--

Budgeted Expenditures

Year	2017-18	2018-19	2019-20
------	---------	---------	---------

Goals, Actions, & Services

Strategic Planning Details and Accountability

Complete a copy of the following table for each of the LEA's goals. Duplicate the table as needed.

(Select from New Goal, Modified Goal, or Unchanged Goal)

Unchanged Goal

Goal 3

Create systems and structures that provide multiple personalized learning paths to increase cohort graduation rate and College and Career Readiness of students to close the achievement gap

State and/or Local Priorities addressed by this goal:

State Priorities: Priority 4: Pupil Achievement (Pupil Outcomes)
 Priority 8: Other Pupil Outcomes (Pupil Outcomes)

Local Priorities:

Identified Need:

Our analysis includes the California dashboard and local measures. There is a need to increase our College and Career Readiness by increasing the number of vertically aligned CTE pathways, college-level courses, and completion of A-G course sequences. The school needs to establish community partnerships and connections to provide students with more college and career resources and/or internship opportunities for students

Expected Annual Measurable Outcomes

Metrics/Indicators	Baseline	2017-18	2018-19	2019-20
The number of students taking college level courses (concurrent enrollment or within community colleges)	100 students will enroll in college level courses.	100 students enrolled in college level courses.	This year, our students enrolled in 67 (fall 31, spring 36) dual enrollment courses. Also, two completed AP examinations.	

Metrics/Indicators	Baseline	2017-18	2018-19	2019-20
Counselors and HST teachers will meet with each student and family to create a personalized learning plan	100%	100%	100%	
Increase the number of Career Technical Pathways	Establish at least one CTE Pathways	2 Pathways	3 Pathways	
Increase the percentage of students scoring at Prepared and Approaching Prepared on the College Career Indicator	TBD	TBD	TBD	
Percent of students that pass AP examination with a score of 3 or higher	This will be based on 2017-18 test results	TBD	TBD	

Planned Actions / Services

Complete a copy of the following table for each of the LEA's Actions/Services. Duplicate the table, including Budgeted Expenditures, as needed.

Action 1

For Actions/Services not included as contributing to meeting the Increased or Improved Services Requirement:

Students to be Served:

(Select from All, Students with Disabilities, or Specific Student Groups)

All

Location(s):

(Select from All Schools, Specific Schools, and/or Specific Grade Spans)

All Schools

OR

For Actions/Services included as contributing to meeting the Increased or Improved Services Requirement:

Students to be Served:

(Select from English Learners, Foster Youth, and/or Low Income)

Scope of Services:

(Select from LEA-wide, Schoolwide, or Limited to Unduplicated Student Group(s))

Location(s):

(Select from All Schools, Specific Schools, and/or Specific Grade Spans)

[Add Students to be Served selection here]

[Add Scope of Services selection here]

[Add Location(s) selection here]

Actions/Services

Select from New, Modified, or Unchanged for 2017-18

New Action
Unchanged Action

Select from New, Modified, or Unchanged for 2018-19

Unchanged Action

Select from New, Modified, or Unchanged for 2019-20

Modified Action

2017-18 Actions/Services

Research, pilot and evaluate Career Technical Education sequences and PD/training resources for CTE/College & Career

2018-19 Actions/Services

Implement Project Recovery for students who did not continue with Inspire the following school year to decrease the dropout rates in middle and high school.

2019-20 Actions/Services

Increase number of vertically aligned CTE Pathways

Budgeted Expenditures

Year	2017-18	2018-19	2019-20
Amount	0	0	0
Source	LCFF	LCFF	LCFF
Budget Reference	1000-1999: Certificated Personnel Salaries No additional expenses	1000-1999: Certificated Personnel Salaries No additional expenses	1000-1999: Certificated Personnel Salaries Costs included in Goal 1, Action 1

Action 2

For Actions/Services not included as contributing to meeting the Increased or Improved Services Requirement:

Students to be Served:

(Select from All, Students with Disabilities, or Specific Student Groups)

All

Location(s):

(Select from All Schools, Specific Schools, and/or Specific Grade Spans)

All Schools

OR

For Actions/Services included as contributing to meeting the Increased or Improved Services Requirement:

Students to be Served:

(Select from English Learners, Foster Youth, and/or Low Income)

Scope of Services:

(Select from LEA-wide, Schoolwide, or Limited to Unduplicated Student Group(s))

Location(s):

(Select from All Schools, Specific Schools, and/or Specific Grade Spans)

[Add Students to be Served selection here]

[Add Scope of Services selection here]

[Add Location(s) selection here]

Actions/Services

Select from New, Modified, or Unchanged for 2017-18

New Action

Select from New, Modified, or Unchanged for 2018-19

Modified Action
Unchanged Action

Select from New, Modified, or Unchanged for 2019-20

Unchanged Action

2017-18 Actions/Services

Continue to support and provide internal PD to administrators and teachers to ensure students are prepared for their selected college & career pathway. (i.e. CTE, CSU/UC, Community Colleges)

2018-19 Actions/Services

Continue to support and provide internal PD to administrators and teachers to ensure students are prepared for their selected college & career pathway. (i.e. CTE, CSU/UC, Community Colleges)

2019-20 Actions/Services

Continue to support and provide professional development to administrators and teachers to ensure students demonstrate preparedness as measured by the College Career Indicator.

Budgeted Expenditures

Year	2017-18	2018-19	2019-20
Amount	0	0	0
Source	LCFF	LCFF	LCFF
Budget Reference	1000-1999: Certificated Personnel Salaries No additional expenses	1000-1999: Certificated Personnel Salaries No additional expenses	5800: Professional/Consulting Services And Operating Expenditures Professional/consulting services and operating expenditures/costs included in Goal 1, Action 2.

Action 3

All

All Schools

OR

[Add Students to be Served selection here]

[Add Scope of Services selection here]

[Add Location(s) selection here]

Actions/Services

Unchanged Action		New Action
		The school will establish an IGPS review/adjustment procedure that includes reviewing individual student grades after every grading period. Counselors and HSTs will identify, create a plan and monitor for students at risk.

Budgeted Expenditures

Amount	0	0	0
Source	LCFF	LCFF	General Fund – LCFF Base
Budget Reference	1000-1999: Certificated Personnel Salaries No additional expense	1000-1999: Certificated Personnel Salaries No additional expense	1000-1999: Certificated Personnel Salaries Costs included in Goal 1, Action 1

Action 4

All	All Schools
-----	-------------

OR

[Add Students to be Served selection here]	[Add Scope of Services selection here]	[Add Location(s) selection here]
--	--	----------------------------------

Actions/Services

Budgeted Expenditures

Action 5

For Actions/Services not included as contributing to meeting the Increased or Improved Services Requirement:
--

Students to be Served:

(Select from All, Students with Disabilities, or Specific Student Groups)

Location(s):

(Select from All Schools, Specific Schools, and/or Specific Grade Spans)

OR

For Actions/Services included as contributing to meeting the Increased or Improved Services Requirement:
--

Students to be Served:

(Select from English Learners, Foster Youth, and/or Low Income)

Scope of Services:

(Select from LEA-wide, Schoolwide, or Limited to Unduplicated Student Group(s))

Location(s):

(Select from All Schools, Specific Schools, and/or Specific Grade Spans)

Actions/Services

Select from New, Modified, or Unchanged for 2017-18

Select from New, Modified, or Unchanged for 2018-19

Select from New, Modified, or Unchanged for 2019-20

2017-18 Actions/Services

2018-19 Actions/Services

2019-20 Actions/Services

Budgeted Expenditures

Year	<u>2017-18</u>	<u>2018-19</u>	<u>2019-20</u>
------	----------------	----------------	----------------

Goals, Actions, & Services

Strategic Planning Details and Accountability

Complete a copy of the following table for each of the LEA's goals. Duplicate the table as needed.

(Select from New Goal, Modified Goal, or Unchanged Goal)

Modified Goal

Goal 4

Increase student, parent, staff, and community engagement through collaboration, transparency, and communication and provide broad course of study.

State and/or Local Priorities addressed by this goal:

State Priorities: Priority 3: Parental Involvement (Engagement)
 Priority 5: Pupil Engagement (Engagement)
 Priority 6: School Climate (Engagement)

Local Priorities: • Parent Involvement and Engagement • School Climate Survey

Identified Need:

Our analysis includes the California dashboard and local measures. There is a need to increase our four-year cohort high school graduation rates. Additionally, by virtue of our online/independent study platform, it is important to maintain engagement of student, parent, staff, and community engagement

Expected Annual Measurable Outcomes

Metrics/Indicators	Baseline	2017-18	2018-19	2019-20
Increase number of students participating in Enrichment opportunities as measured by student enrollment	New program and Baseline data will be available in 2017-18	39% students participated in Enrichment academies.	44% students participated in Enrichment academies.	
Increased student participation academic and leadership	Baseline data will be created in 2017-18	We began to increase academic and	In 2018-2019 school year, students participated in the	

Metrics/Indicators	Baseline	2017-18	2018-19	2019-20
opportunities such as Yearbook Committee, Student Council, Meet the Masters based on student sign in		leadership opportunities including Yearbook Committee.	Yearbook Committee, Student Council, Meet the Masters, National Honor Society (10th - 12th), National Jr. Honor Society (7th - 9th) Inventors Fair and two new programs: Academic Decathlon and a Robotics. Students from Academic Decathlon are going to national competition and The Robotics will be participating in the world competition. There was one student who is going to the National for Spelling Bee competition.	
Increase use of school website and provide parents with updated FAQs, policies, and program descriptions as monitored by Google Analytics	100%	100%	100%	
Maintain chronic absenteeism rate at 0%.	0%	0.9%	TBD	
Maintain the rate of pupil suspension and expulsions rates.	0%	0%	TBD	
Increase high school cohort graduation rate	TBD	TBD	TBD	

Metrics/Indicators	Baseline	2017-18	2018-19	2019-20
Decrease the high school cohort dropout rate	TBD	TBD	TBD	
Decrease the middle school dropout rate	Our SIS does not identify any middle school students as dropouts.	Our SIS does not identify any middle school students as dropouts.	Our SIS does not identify any middle school students as dropouts.	
Increase parent participation rate for the school climate survey by 10	23% surveys were returned	23%	11% parents returned the LCAP parent survey as of April 15, 2019. While we did increase the number of parents participating in the survey, we will continue to encourage more parents to participate.	
Maintain current attendance rates of 95% or higher by ensuring the timely completion of assignments	95%	95% or higher for each month.	Our attendance rate remains steady at 95% or higher for each month.	

Planned Actions / Services

Complete a copy of the following table for each of the LEA's Actions/Services. Duplicate the table, including Budgeted Expenditures, as needed.

Action 1

All	All Schools
-----	-------------

OR

[Add Students to be Served selection here]	[Add Scope of Services selection here]	[Add Location(s) selection here]
--	--	----------------------------------

Actions/Services

	Unchanged Action	New Action
--	------------------	------------

		Implement four-year graduation rate needs assessment and root cause analysis including related professional development
--	--	---

Budgeted Expenditures

Amount			0
Source	LCFF	LCFF	LCFF
Budget Reference	Not Applicable	Not Applicable	1000-1999: Certificated Personnel Salaries Costs included in Goal 1, Action 2

Action 2

For Actions/Services not included as contributing to meeting the Increased or Improved Services Requirement:

Students to be Served:

(Select from All, Students with Disabilities, or Specific Student Groups)

All
[Add Students to be Served selection here]

Location(s):

(Select from All Schools, Specific Schools, and/or Specific Grade Spans)

All Schools
[Add Location(s) selection here]

OR

For Actions/Services included as contributing to meeting the Increased or Improved Services Requirement:

Students to be Served:

(Select from English Learners, Foster Youth, and/or Low Income)

English Learners
Foster Youth
Low Income
[Add Students to be Served selection here]

Scope of Services:

(Select from LEA-wide, Schoolwide, or Limited to Unduplicated Student Group(s))

Schoolwide
[Add Scope of Services selection here]

Location(s):

(Select from All Schools, Specific Schools, and/or Specific Grade Spans)

All Schools
Specific Grade Spans: K-12
[Add Location(s) selection here]

Actions/Services

Select from New, Modified, or Unchanged for 2017-18

New Action

Select from New, Modified, or Unchanged for 2018-19

Modified Action

Select from New, Modified, or Unchanged for 2019-20

Modified Action

2017-18 Actions/Services

Identify, assess, and instruct English Language Learners:

Systematically collect home language survey and identify ELs upon enrollment into SIS

Administer the CELDT annually to all EL students during the appropriate testing window

Hire ELD teacher to conduct designated EL instruction

Track student progress toward meeting EL proficiency requirements

2018-19 Actions/Services

Identify, assess, and instruct English Language Learners:

Systematically collect home language survey and identify ELs upon enrollment into SIS

Administer the ELPAC annually to all EL students during the appropriate testing window

ELD teacher to conduct designated EL instruction

Form an EL committee to monitor EL progress on core courses and provide interventions three times a year.

2019-20 Actions/Services

Fund parent liaison position to address specific needs of unduplicated students including augmented communication with their families

Budgeted Expenditures

Year	2017-18	2018-19	2019-20
Amount	0	0	\$143,000
Source	LCFF	LCFF	Supplemental and Concentration
Budget Reference	1000-1999: Certificated Personnel Salaries No additional expense	1000-1999: Certificated Personnel Salaries No additional expense	1000-1999: Certificated Personnel Salaries

Action 3

For Actions/Services not included as contributing to meeting the Increased or Improved Services Requirement:

Students to be Served:

(Select from All, Students with Disabilities, or Specific Student Groups)

[Add Students to be Served selection here]

Location(s):

(Select from All Schools, Specific Schools, and/or Specific Grade Spans)

All Schools

[Add Location(s) selection here]

OR

For Actions/Services included as contributing to meeting the Increased or Improved Services Requirement:

Students to be Served:

(Select from English Learners, Foster Youth, and/or Low Income)

Foster Youth

Low Income

[Add Students to be Served selection here]

Scope of Services:

(Select from LEA-wide, Schoolwide, or Limited to Unduplicated Student Group(s))

Schoolwide

[Add Scope of Services selection here]

Location(s):

(Select from All Schools, Specific Schools, and/or Specific Grade Spans)

All Schools

Specific Grade Spans: K-12

[Add Location(s) selection here]

Actions/Services

Select from New, Modified, or Unchanged for 2017-18

New Action

Unchanged Action

Select from New, Modified, or Unchanged for 2018-19

Modified Action

Select from New, Modified, or Unchanged for 2019-20

New Action

Modified Action

2017-18 Actions/Services

Monitor and intervene on attendance and behavior:

Monthly analysis of attendance and behavior data by subgroup.

Special education services to students with emotional and behavioral challenges as required by IEP.

Notify parent/guardian of attendance concerns

and intervene according to attendance and enrollment compliancy procedures.

Administer, analyze, and respond to results of annual student and staff satisfaction surveys.

2018-19 Actions/Services

Staff monitored attendance and behavior monthly to ensure students were engaged in academic work daily as required.

We have added staff members whose primary jobs is project recovery including a Director of Secondary Services and his team monitor to increase monitoring of student transitions including the entering of correct exit/transfer codes on our SIS. We have noticed a spike in enrollment at the high school with students who were credit deficit and on the verge of turning 18, making them a high risk for dropping out. This year, we follow up with every student who is not enrolled at another school to encourage them to re-enroll with us to ensure they continue their education

2019-20 Actions/Services

Fund Foster/homeless youth liaison position to address the specific needs of foster/homeless youth including proactive monitoring of socio-emotional needs

Refine intensive targeted interventions for students with behaviors indicating a likelihood of dropping out or in danger of failing

Budgeted Expenditures

Year	2017-18	2018-19	2019-20
Amount	0	0	\$143,000
Source	LCFF	LCFF	Supplemental and Concentration
Budget Reference	1000-1999: Certificated Personnel Salaries No additional expense	1000-1999: Certificated Personnel Salaries No additional expense	1000-1999: Certificated Personnel Salaries

Action 4

For Actions/Services not included as contributing to meeting the Increased or Improved Services Requirement:

Students to be Served:

(Select from All, Students with Disabilities, or Specific Student Groups)

All

[Add Students to be Served selection here]

Location(s):

(Select from All Schools, Specific Schools, and/or Specific Grade Spans)

All Schools

[Add Location(s) selection here]

OR

For Actions/Services included as contributing to meeting the Increased or Improved Services Requirement:

Students to be Served:

(Select from English Learners, Foster Youth, and/or Low Income)

English Learners

Foster Youth

Low Income

[Add Students to be Served selection here]

Scope of Services:

(Select from LEA-wide, Schoolwide, or Limited to Unduplicated Student Group(s))

Schoolwide

[Add Scope of Services selection here]

Location(s):

(Select from All Schools, Specific Schools, and/or Specific Grade Spans)

All Schools

Specific Grade Spans: K-12

[Add Location(s) selection here]

Actions/Services

Select from New, Modified, or Unchanged for 2017-18

Select from New, Modified, or Unchanged for 2018-19

Select from New, Modified, or Unchanged for 2019-20

New Action	Modified Action	Modified Action
<p>2017-18 Actions/Services</p> <p>Monitor and intervene on attendance and behavior:</p> <p>Monthly analysis of attendance and behavior data by subgroup.</p> <p>Special education services to students with emotional and behavioral challenges as required by IEP.</p> <p>Notify parent/guardian of attendance concerns</p> <p>and intervene according to attendance and enrollment compliancy procedures.</p> <p>Administer, analyze, and respond to results of annual student and staff satisfaction surveys.</p> <p>Refine intensive targeted interventions for students with behaviors indicating a likelihood of dropping out or in danger of failing</p>	<p>2018-19 Actions/Services</p> <p>Staff monitored attendance and behavior monthly to ensure students were engaged in academic work daily as required.</p> <p>We have added staff members whose primary jobs is project recovery including a Director of Secondary Services and his team monitor to increase monitoring of student transitions including the entering of correct exit/transfer codes on our SIS. We have noticed a spike in enrollment at the high school with students who were credit deficit and on the verge of turning 18, making them a high risk for dropping out. This year, we follow up with every student who is not enrolled at another school to encourage them to re- enroll with us to ensure they continue their education.</p>	<p>2019-20 Actions/Services</p> <p>Implement Project Recovery for students, particularly those with an EL, FY, or SED background, who did not re-enroll with Inspire the following school year as well as those that leave during a school year to decrease the dropout rates in middle and high school.</p>

Budgeted Expenditures

Year	2017-18	2018-19	2019-20
Amount	0	0	\$150,000
Source	LCFF	LCFF	Supplemental and Concentration
Budget Reference	1000-1999: Certificated Personnel Salaries	1000-1999: Certificated Personnel Salaries	1000-1999: Certificated Personnel Salaries

Action 5

For Actions/Services not included as contributing to meeting the Increased or Improved Services Requirement:

Students to be Served:

(Select from All, Students with Disabilities, or Specific Student Groups)

[Add Students to be Served selection here]

Location(s):

(Select from All Schools, Specific Schools, and/or Specific Grade Spans)

[Add Location(s) selection here]

OR

For Actions/Services included as contributing to meeting the Increased or Improved Services Requirement:

Students to be Served:

(Select from English Learners, Foster Youth, and/or Low Income)

English Learners
Foster Youth
Low Income

Scope of Services:

(Select from LEA-wide, Schoolwide, or Limited to Unduplicated Student Group(s))

LEA-wide

Location(s):

(Select from All Schools, Specific Schools, and/or Specific Grade Spans)

All Schools

Actions/Services

Select from New, Modified, or Unchanged for 2017-18

New Action

Select from New, Modified, or Unchanged for 2018-19

Unchanged Action

Select from New, Modified, or Unchanged for 2019-20

Unchanged Action

2017-18 Actions/Services

Enrichment Academy syllabi will include at least 1 student project presentation per term

2018-19 Actions/Services

Increase opportunities for students to participate in leadership and academic events to develop confidences and leadership skills.

2019-20 Actions/Services

Increase opportunities for students to participate in leadership and academic events to development confidence and leadership skills.

Utilize small group break-out activities in Blackboard web classroom sessions.

Budgeted Expenditures

Year	2017-18	2018-19	2019-20
Amount			\$1,053,864
Source			Supplemental and Concentration
Budget Reference			5800: Professional/Consulting Services And Operating Expenditures

Action 6

For Actions/Services not included as contributing to meeting the Increased or Improved Services Requirement:

Students to be Served:

(Select from All, Students with Disabilities, or Specific Student Groups)

All

Location(s):

(Select from All Schools, Specific Schools, and/or Specific Grade Spans)

All Schools

OR

For Actions/Services included as contributing to meeting the Increased or Improved Services Requirement:

Students to be Served:

(Select from English Learners, Foster Youth, and/or Low Income)

[Add Students to be Served selection here]

Scope of Services:

(Select from LEA-wide, Schoolwide, or Limited to Unduplicated Student Group(s))

[Add Scope of Services selection here]

Location(s):

(Select from All Schools, Specific Schools, and/or Specific Grade Spans)

[Add Location(s) selection here]

Actions/Services

Select from New, Modified, or Unchanged for 2017-18

New Action

Select from New, Modified, or Unchanged for 2018-19

Unchanged Action

Select from New, Modified, or Unchanged for 2019-20

Modified Action

2017-18 Actions/Services

2018-19 Actions/Services

2019-20 Actions/Services

Maintain and update FAQs, policies, and program descriptions on school website as monitored monthly by staff log.

Maintain and update FAQs, policies, and program descriptions on school website as monitored monthly by staff log.

Maintain updated FAQs, policies, and program descriptions on school website

Budgeted Expenditures

Year	2017-18	2018-19	2019-20
Amount			0
Source			LCFF
Budget Reference			5800: Professional/Consulting Services And Operating Expenditures Included in services provided by district office

Demonstration of Increased or Improved Services for Unduplicated Pupils

LCAP Year: **2019-20**

Estimated Supplemental and Concentration Grant Funds

\$1,645,864

Percentage to Increase or Improve Services

9.32%

Describe how services provided for unduplicated pupils are increased or improved by at least the percentage identified above, either qualitatively or quantitatively, as compared to services provided for all students in the LCAP year.

Identify each action/service being funded and provided on a schoolwide or LEA-wide basis. Include the required descriptions supporting each schoolwide or LEA-wide use of funds (see instructions).

We will use supplemental and concentration funds to augment supports and services to principally benefit targeted unduplicated groups including English learners (EL), foster youth (FY), and socioeconomically disadvantaged (SED) students in a school-wide manner.

We have made a concerted effort to analyze the unique academic, social, and emotional needs of students with an EL, FY, or SED background. The supplemental and concentration funds identified in our LCAP effectively support the needs of our unduplicated students by supporting/augmenting the following actions/services:

- Parent liaison position-this position addresses specific needs of unduplicated students including augmented communication with their families (Goal 4,

Action 2)

- Foster/homeless youth liaison position- this position addresses the specific needs of foster/homeless youth including proactive monitoring of socio-

emotional needs (Goal 4, Action 3)

- Provide professional development to help guide and support administrators, counselors, and teachers in addressing the academic needs of ELs and their families including administering ELPAC, identifying ELs, administering language surveys, and coordinating ELD instruction (Goal 2, Action 3)

- Implement Project Recovery for students, particularly those with an EL, FY, or SED background, who did not re-enroll with Inspire the following school year to decrease the dropout rates in middle and high school (Goal 4, Action 4)
- Increase opportunities for unduplicated students to participate in leadership and academic events to develop confidence and skills (Goal 4, Action 5)

LCAP Year: **2018-19**

Estimated Supplemental and Concentration Grant Funds

\$1,315,431

Percentage to Increase or Improve Services

4.59%

Describe how services provided for unduplicated pupils are increased or improved by at least the percentage identified above, either qualitatively or quantitatively, as compared to services provided for all students in the LCAP year.

Identify each action/service being funded and provided on a schoolwide or LEA-wide basis. Include the required descriptions supporting each schoolwide or LEA-wide use of funds (see instructions).

The supplemental funds will be used to support the development and implementation of support services for English Learners (EL), Foster Youth and Low-Socio-Economic students charter-wide. We recognize the unique needs of low-income students, English Learners, and foster youth. In support of our foster youth, English Learners and at-risk students, we will provide support through our parent liaison and foster-homeless youth liaison. This team will monitor the progress of the identified students, connect students to counseling as needed, and ensure that foster youth transition appropriately to independent study program environment both academically and social-emotionally.

In addition, we will continue to provide Homeschool Teachers (HST) with the instructional support they need through professional development, planning, data analysis, coaching, and knowledge building for teachers. The processing and planning time needed for teachers to collaborate and plan for instruction will come through our monthly professional development with the Director. HSTs work with parents at least every 20 days or more frequently as needed to support students academically and review enrichment activities students are engaged in to ensure students are receiving a broad course of study.

Target support will be provided to the subgroups. Dedicated staff members (Foster-Homeless Youth Liaison and Director of English Language Development) monitored students who were foster youth and/or English Learners to ensure they were on-track academically. In addition, Parent liaisons connected with the students and provided support in connecting with teachers to provide academic support and connect students to local social-emotional services. English learner teacher provided daily ELD for all English Learners. Students were provided opportunities to attend field trips and activities to build collaboration, language, and exposure to the arts and science.

LCAP Year: **2017-18**

Estimated Supplemental and Concentration Grant Funds	Percentage to Increase or Improve Services
\$2,277,170	4.38%

Describe how services provided for unduplicated pupils are increased or improved by at least the percentage identified above, either qualitatively or quantitatively, as compared to services provided for all students in the LCAP year.

Identify each action/service being funded and provided on a schoolwide or LEA-wide basis. Include the required descriptions supporting each schoolwide or LEA-wide use of funds (see instructions).

The supplemental funds were used to support the development and implementation of support services for English Learners (EL), Foster Youth and Low-Socio-Economic students charter-wide. Target support will be provided to the subgroups. Dedicated staff members (Foster-Homeless Youth Liaison and Director of English Language Development) monitored students who were foster youth and/or English Learners to ensure they were on-track academically. In addition, Parent Liaisons connected with the students and provided support in connecting with teachers to provide academic support and connect students to local social-emotional services. An English learner teacher provided daily ELD for all English Learners. Students were provided opportunities to attend field trips and activities to build collaboration, language, and exposure to the arts and science. Students were provided interventions such as Pathblazer, Reading Horizons, designated ELD and English in a Flash so that all students have the necessary resources and interventions to be successful. In addition, an Rtl model was utilized to support students who are not making academic progress.

Other action/service specifically aimed toward English Learners was the identification of EL curriculum and tools that will meet the needs of our independent study students, specifically students who lack direct support due to the home language not being English

and who, due to the nature of independent study, often do not receive the individual support they need. Another focus was to provide intervention curriculum to support the subgroups who were falling behind and required intensive interventions. The regular student load for supervising teachers does not allow for the time or focus needed to support the English Development of these students. Curriculum and resources have been identified and a pilot will be used to gauge the effectiveness and appropriateness for all independent study students. Other support services and resources will be offered Charter-wide providing access to ELD for all EL students by a CLAD credential teacher, including tutors and/or small group teaching. Student advisors are assigned to foster youth to ensure an adult is supporting and connecting with the student to keep them on track. All EL tools, support and resources will be available Charter-wide for all students who need additional support in English language development.

Addendum

The Local Control and Accountability Plan (LCAP) and Annual Update Template documents and communicates local educational agencies' (LEAs) actions and expenditures to support student outcomes and overall performance. The LCAP is a three-year plan, which is reviewed and updated annually, as required. Charter schools may complete the LCAP to align with the term of the charter school's budget, typically one year, which is submitted to the school's authorizer. The LCAP and Annual Update Template must be completed by all LEAs each year.

For school districts, the LCAP must describe, for the school district and each school within the district, goals and specific actions to achieve those goals for all students and each student group identified by the Local Control Funding Formula (LCFF) (ethnic, socioeconomically disadvantaged, English learners, foster youth, pupils with disabilities, and homeless youth), for each of the state priorities and any locally identified priorities.

For county offices of education, the LCAP must describe, for each county office of education-operated school and program, goals and specific actions to achieve those goals for all students and each LCFF student group funded through the county office of education (students attending juvenile court schools, on probation or parole, or expelled under certain conditions) for each of the state priorities and any locally identified priorities. School districts and county offices of education may additionally coordinate and describe in their LCAPs services funded by a school district that are provided to students attending county-operated schools and programs, including special education programs.

If a county superintendent of schools has jurisdiction over a single school district, the county board of education and the governing board of the school district may adopt and file for review and approval a single LCAP consistent with the requirements in Education Code (EC) sections 52060, 52062, 52066, 52068, and 52070. The LCAP must clearly articulate to which entity's budget (school district or county superintendent of schools) all budgeted and actual expenditures are aligned.

Charter schools must describe goals and specific actions to achieve those goals for all students and each LCFF subgroup of students including students with disabilities and homeless youth, for each of the state priorities that apply for the grade levels served or the nature of the program operated by the charter school, and any locally identified priorities. For charter schools, the inclusion and description of goals for state priorities in the LCAP may be modified to meet the grade levels served and the nature of the programs provided, including modifications to reflect only the statutory requirements explicitly applicable to charter schools in the EC. Changes in LCAP goals and actions/services for charter schools that result from the annual update process do not necessarily constitute a material revision to the school's charter petition.

For questions related to specific sections of the template, please see instructions below:

Instructions: Linked Table of Contents

[Plan Summary](#)

[Annual Update](#)

[Stakeholder Engagement](#)

[Goals, Actions, and Services](#)

[Planned Actions/Services](#)

[Demonstration of Increased or Improved Services for Unduplicated Students](#)

For additional questions or technical assistance related to completion of the LCAP template, please contact the local county office of education, or the CDE's Local Agency Systems Support Office at: 916-319-0809 or by email at: lcff@cde.ca.gov.

Plan Summary

The LCAP is intended to reflect an LEA's annual goals, actions, services and expenditures within a fixed three-year planning cycle. LEAs must include a plan summary for the LCAP each year.

When developing the LCAP, enter the appropriate LCAP year, and address the prompts provided in these sections. When developing the LCAP in year 2 or year 3, enter the appropriate LCAP year and replace the previous summary information with information relevant to the current year LCAP.

In this section, briefly address the prompts provided. These prompts are not limits. LEAs may include information regarding local program(s), community demographics, and the overall vision of the LEA. LEAs may also attach documents (e.g., the California School Dashboard data reports) if desired and/or include charts illustrating goals, planned outcomes, actual outcomes, or related planned and actual expenditures.

An LEA may use an alternative format for the plan summary as long as it includes the information specified in each prompt and the budget summary table.

The reference to California School Dashboard means the California School Dashboard adopted by the State Board of Education under EC Section 52064.5.

Comprehensive Support and Improvement

An LEA with a school or schools identified for comprehensive support and improvement (CSI) under the Every Student Succeeds Act must respond to the following prompts:

- **Schools Identified:** Identify the schools within the LEA that have been identified for CSI.
- **Support for Identified Schools:** Describe how the LEA supported the identified schools in developing CSI plans that included a school-level needs assessment, evidence-based interventions, and the identification of any resource inequities to be addressed through the implementation of the CSI plan.
- **Monitoring and Evaluating Effectiveness:** Describe how the LEA will monitor and evaluate the implementation and effectiveness of the CSI plan to support student and school improvement.

Annual Update

The planned goals, expected outcomes, actions/services, and budgeted expenditures must be copied verbatim from the previous year's* approved LCAP; in addition, list the state and/or local priorities addressed by the planned goals. Minor typographical errors may be corrected.

* For example, for LCAP year 2017/18 of the 2017/18 – 2019/20 LCAP, review the goals in the 2016/17 LCAP. Moving forward, review the goals from the most recent LCAP year. For example, LCAP year 2020/21 will review goals from the 2019/20 LCAP year, which is the last year of the 2017/18 – 2019/20 LCAP.

Annual Measurable Outcomes

For each goal in the prior year, identify and review the actual measurable outcomes as compared to the expected annual measurable outcomes identified in the prior year for the goal.

Actions/Services

Identify the planned Actions/Services and the budgeted expenditures to implement these actions toward achieving the described goal. Identify the actual actions/services implemented to meet the described goal and the estimated actual annual expenditures to implement the actions/services. As applicable, identify any changes to the students or student groups served, or to the planned location of the actions/services provided.

Analysis

Using actual annual measurable outcome data, including data from the California School Dashboard, analyze whether the planned actions/services were effective in achieving the goal. Respond to the prompts as instructed.

- Describe the overall implementation of the actions/services to achieve the articulated goal. Include a discussion of relevant challenges and successes experienced with the implementation process.
- Describe the overall effectiveness of the actions/services to achieve the articulated goal as measured by the LEA.
- Explain material differences between Budgeted Expenditures and Estimated Actual Expenditures. Minor variances in expenditures or a dollar-for-dollar accounting is not required.
- Describe any changes made to this goal, expected outcomes, metrics, or actions and services to achieve this goal as a result of this analysis and analysis of the data provided in the California School Dashboard, as applicable. Identify where those changes can be found in the LCAP.

Stakeholder Engagement

Meaningful engagement of parents, students, and other stakeholders, including those representing the student groups identified by LCFF, is critical to the development of the LCAP and the budget process. EC identifies the minimum consultation requirements for school districts and county offices of education as consulting with teachers, principals, administrators, other school personnel, local bargaining units of the school district, parents, and pupils in developing the LCAP. EC requires

charter schools to consult with teachers, principals, administrators, other school personnel, parents, and pupils in developing the LCAP. In addition, EC Section 48985 specifies the requirements for the translation of notices, reports, statements, or records sent to a parent or guardian.

The LCAP should be shared with, and LEAs should request input from, school site-level advisory groups, as applicable (e.g., school site councils, English Learner Advisory Councils, student advisory groups, etc.), to facilitate alignment between school-site and district-level goals and actions. An LEA may incorporate or reference actions described in other plans that are being undertaken to meet specific goals.

Instructions: The stakeholder engagement process is an ongoing, annual process. The requirements for this section are the same for each year of a three-year LCAP. When developing the LCAP, enter the appropriate LCAP year, and describe the stakeholder engagement process used to develop the LCAP and Annual Update. When developing the LCAP in year 2 or year 3, enter the appropriate LCAP year and replace the previous stakeholder narrative(s) and describe the stakeholder engagement process used to develop the current year LCAP and Annual Update.

School districts and county offices of education: Describe the process used to consult with the Parent Advisory Committee, the English Learner Parent Advisory Committee, parents, students, school personnel, the LEA's local bargaining units, and the community to inform the development of the LCAP and the annual review and analysis for the indicated LCAP year.

Charter schools: Describe the process used to consult with teachers, principals, administrators, other school personnel, parents, and students to inform the development of the LCAP and the annual review and analysis for the indicated LCAP year.

Describe how the consultation process impacted the development of the LCAP and annual update for the indicated LCAP year, including the goals, actions, services, and expenditures.

Goals, Actions, and Services

LEAs must include a description of the annual goals, for all students and each LCFF identified group of students, to be achieved for each state priority as applicable to type of LEA. An LEA may also include additional local priorities. This section shall also include a description of the specific planned actions an LEA will take to meet the identified goals, and a description of the expenditures required to implement the specific actions.

School districts and county offices of education: The LCAP is a three-year plan, which is reviewed and updated annually, as required.

Charter schools: The number of years addressed in the LCAP may align with the term of the charter schools budget, typically one year, which is submitted to the school's authorizer. If year 2 and/or year 3 is not applicable, charter schools must specify as such.

New, Modified, Unchanged

As part of the LCAP development process, which includes the annual update and stakeholder engagement, indicate if the goal, identified need, related state and/or local priorities, and/or expected annual measurable outcomes for the current LCAP year or future LCAP years are modified or unchanged from the previous year's LCAP; or, specify if the goal is new.

Goal

State the goal. LEAs may number the goals using the “Goal #” box for ease of reference. A goal is a broad statement that describes the desired result to which all actions/services are directed. A goal answers the question: What is the LEA seeking to achieve?

Related State and/or Local Priorities

List the state and/or local priorities addressed by the goal. The LCAP must include goals that address each of the state priorities, as applicable to the type of LEA, and any additional local priorities; however, one goal may address multiple priorities. ([Link to State Priorities](#))

Identified Need

Describe the needs that led to establishing the goal. The identified needs may be based on quantitative or qualitative information, including, but not limited to, results of the annual update process or performance data from the California School Dashboard, as applicable.

Expected Annual Measurable Outcomes

For each LCAP year, identify the metric(s) or indicator(s) that the LEA will use to track progress toward the expected outcomes. LEAs may identify metrics for specific student groups. Include in the baseline column the most recent data associated with this metric or indicator available at the time of adoption of the LCAP for the first year of the three-year plan. The most recent data associated with a metric or indicator includes data as reported in the annual update of the LCAP year immediately preceding the three-year plan, as applicable. The baseline data shall remain unchanged throughout the three-year LCAP. In the subsequent year columns, identify the progress to be made in each year of the three-year cycle of the LCAP. Consider how expected outcomes in any given year are related to the expected outcomes for subsequent years.

The metrics may be quantitative or qualitative, but at minimum an LEA must use the applicable required metrics for the related state priorities, in each LCAP year as applicable to the type of LEA. For the student engagement priority metrics, as applicable, LEAs must calculate the rates as described in the [LCAP Template Appendix, sections \(a\) through \(d\)](#).

Planned Actions/Services

For each action/service, the LEA must complete either the section “For Actions/Services not included as contributing to meeting Increased or Improved Services Requirement” or the section “For Actions/Services included as contributing to meeting the Increased or Improved Services Requirement.” The LEA shall not complete both sections for a single action.

For Actions/Services Not Contributing to Meeting the Increased or Improved Services Requirement

Students to be Served

The “Students to be Served” box is to be completed for all actions/services except for those which are included by the LEA as contributing to meeting the requirement to increase or improve services for unduplicated students. Indicate in this box which students will benefit from the actions/services by entering “All”, “Students with Disabilities”, or “Specific Student Group(s)”. If “Specific Student Group(s)” is entered, identify the specific student group(s) as appropriate.

Location(s)

Identify the location where the action/services will be provided. If the services are provided to all schools within the LEA, the LEA must identify "All Schools". If the services are provided to specific schools within the LEA or specific grade spans only, the LEA must enter "Specific Schools" or "Specific Grade Spans". Identify the individual school or a subset of schools or grade spans (e.g., all high schools or grades K-5), as appropriate.

Charter schools operating more than one site, authorized within the same charter petition, may choose to distinguish between sites by entering "Specific Schools" and identifying the site(s) where the actions/services will be provided. For charter schools operating only one site, "All Schools" and "Specific Schools" may be synonymous and, therefore, either would be appropriate. Charter schools may use either term provided they are used in a consistent manner through the LCAP.

For Actions/Services Contributing to Meeting the Increased or Improved Services Requirement:

Students to be Served

For any action/service contributing to the LEA's overall demonstration that it has increased or improved services for unduplicated students above what is provided to all students (see Demonstration of Increased or Improved Services for Unduplicated Students section, below), the LEA must identify the unduplicated student group(s) being served.

Scope of Service

For each action/service contributing to meeting the increased or improved services requirement, identify the scope of service by indicating "LEA-wide", "Schoolwide", or "Limited to Unduplicated Student Group(s)". The LEA must identify one of the following three options:

- If the action/service is being funded and provided to upgrade the entire educational program of the LEA, enter "LEA-wide."
- If the action/service is being funded and provided to upgrade the entire educational program of a particular school or schools, enter "schoolwide".
- If the action/service being funded and provided is limited to the unduplicated students identified in "Students to be Served", enter "Limited to Unduplicated Student Group(s)".

For charter schools and single-school school districts, "LEA-wide" and "Schoolwide" may be synonymous and, therefore, either would be appropriate. For charter schools operating multiple schools (determined by a unique CDS code) under a single charter, use "LEA-wide" to refer to all schools under the charter and use "Schoolwide" to refer to a single school authorized within the same charter petition. Charter schools operating a single school may use "LEA-wide" or "Schoolwide" provided these terms are used in a consistent manner through the LCAP.

Location(s)

Identify the location where the action/services will be provided. If the services are provided to all schools within the LEA, the LEA must indicate "All Schools". If the services are provided to specific schools within the LEA or specific grade spans only, the LEA must enter "Specific Schools" or "Specific Grade Spans". Identify the individual school or a subset of schools or grade spans (e.g., all high schools or grades K-5), as appropriate.

Charter schools operating more than one site, authorized within the same charter petition, may choose to distinguish between sites by entering “Specific Schools” and identify the site(s) where the actions/services will be provided. For charter schools operating only one site, “All Schools” and “Specific Schools” may be synonymous and, therefore, either would be appropriate. Charter schools may use either term provided they are used in a consistent manner through the LCAP.

Actions/Services

For each LCAP year, identify the actions to be performed and services provided to meet the described goal. Actions and services that are implemented to achieve the identified goal may be grouped together. LEAs may number the action/service using the “Action #” box for ease of reference.

New/Modified/Unchanged:

- Enter “New Action” if the action/service is being added in any of the three years of the LCAP to meet the articulated goal.
- Enter “Modified Action” if the action/service was included to meet an articulated goal and has been changed or modified in any way from the prior year description.
- Enter “Unchanged Action” if the action/service was included to meet an articulated goal and has not been changed or modified in any way from the prior year description.
 - If a planned action/service is anticipated to remain unchanged for the duration of the plan, an LEA may enter “Unchanged Action” and leave the subsequent year columns blank rather than having to copy/paste the action/service into the subsequent year columns. Budgeted expenditures may be treated in the same way as applicable.

Note: The goal from the prior year may or may not be included in the current three-year LCAP. For example, when developing year 1 of the LCAP, the goals articulated in year 3 of the preceding three-year LCAP will be from the prior year.

Charter schools may complete the LCAP to align with the term of the charter school’s budget that is submitted to the school’s authorizer. Accordingly, a charter school submitting a one-year budget to its authorizer may choose not to complete the year 2 and year 3 portions of the “Goals, Actions, and Services” section of the template. If year 2 and/or year 3 is not applicable, charter schools must specify as such.

Budgeted Expenditures

For each action/service, list and describe budgeted expenditures for each school year to implement these actions, including where those expenditures can be found in the LEA’s budget. The LEA must reference all fund sources for each proposed expenditure. Expenditures must be classified using the California School Accounting Manual as required by EC sections 52061, 52067, and 47606.5.

Expenditures that are included more than once in an LCAP must be indicated as a duplicated expenditure and include a reference to the goal and action/service where the expenditure first appears in the LCAP.

If a county superintendent of schools has jurisdiction over a single school district, and chooses to complete a single LCAP, the LCAP must clearly articulate to which entity's budget (school district or county superintendent of schools) all budgeted expenditures are aligned.

Demonstration of Increased or Improved Services for Unduplicated Students

This section must be completed for each LCAP year. When developing the LCAP in year 2 or year 3, copy the "Demonstration of Increased or Improved Services for Unduplicated Students" table and enter the appropriate LCAP year. Using the copy of the section, complete the section as required for the current year LCAP. Retain all prior year sections for each of the three years within the LCAP.

Estimated Supplemental and Concentration Grant Funds

Identify the amount of funds in the LCAP year calculated on the basis of the number and concentration of low income, foster youth, and English learner students as determined pursuant to California Code of Regulations, Title 5 (5 CCR) Section 15496(a)(5).

Percentage to Increase or Improve Services

Identify the percentage by which services for unduplicated pupils must be increased or improved as compared to the services provided to all students in the LCAP year as calculated pursuant to 5 CCR Section 15496(a)(7).

Consistent with the requirements of 5 CCR Section 15496, describe how services provided for unduplicated pupils are increased or improved by at least the percentage calculated as compared to services provided for all students in the LCAP year. To improve services means to grow services in quality and to increase services means to grow services in quantity. This description must address how the action(s)/service(s) limited for one or more unduplicated student group(s), and any schoolwide or districtwide action(s)/service(s) supported by the appropriate description, taken together, result in the required proportional increase or improvement in services for unduplicated pupils.

If the overall increased or improved services include any actions/services being funded and provided on a schoolwide or districtwide basis, identify each action/service and include the required descriptions supporting each action/service as follows.

For those services being provided on an LEA-wide basis:

- For school districts with an unduplicated pupil percentage of 55% or more, and for charter schools and county offices of education: Describe how these services are **principally directed to** and **effective in** meeting its goals for unduplicated pupils in the state and any local priorities.
- For school districts with an unduplicated pupil percentage of less than 55%: Describe how these services are **principally directed to** and **effective in** meeting its goals for unduplicated pupils in the state and any local priorities. Also describe how the services are **the most effective use of the funds to** meet these goals for its unduplicated pupils. Provide the basis for this determination, including any alternatives considered, supporting research, experience or educational theory.

For school districts only, identify in the description those services being funded and provided on a schoolwide basis, and include the required description supporting the use of the funds on a schoolwide basis:

- For schools with 40% or more enrollment of unduplicated pupils: Describe how these services are **principally directed to** and **effective in** meeting its goals for its unduplicated pupils in the state and any local priorities.
- For school districts expending funds on a schoolwide basis at a school with less than 40% enrollment of unduplicated pupils: Describe how these services are **principally directed to** and how the services are **the most effective use of the funds to** meet its goals for English learners, low income students and foster youth, in the state and any local priorities.

State Priorities

Priority 1: Basic Services addresses the degree to which:

- A. Teachers in the LEA are appropriately assigned and fully credentialed in the subject area and for the pupils they are teaching;
- B. Pupils in the school district have sufficient access to the standards-aligned instructional materials; and
- C. School facilities are maintained in good repair.

Priority 2: Implementation of State Standards addresses:

- A. The implementation of state board adopted academic content and performance standards for all students, which are:
 - a. English Language Arts – Common Core State Standards (CCSS) for English Language Arts
 - b. Mathematics – CCSS for Mathematics
 - c. English Language Development (ELD)
 - d. Career Technical Education
 - e. Health Education Content Standards
 - f. History-Social Science
 - g. Model School Library Standards
 - h. Physical Education Model Content Standards
 - i. Next Generation Science Standards
 - j. Visual and Performing Arts
 - k. World Language; and
- B. How the programs and services will enable English learners to access the CCSS and the ELD standards for purposes of gaining academic content knowledge and English language proficiency.

Priority 3: Parental Involvement addresses:

- A. The efforts the school district makes to seek parent input in making decisions for the school district and each individual school site;
- B. How the school district will promote parental participation in programs for unduplicated pupils; and
- C. How the school district will promote parental participation in programs for individuals with exceptional needs.

Priority 4: Pupil Achievement as measured by all of the following, as applicable:

- A. Statewide assessments;
- B. The Academic Performance Index;
- C. The percentage of pupils who have successfully completed courses that satisfy University of California (UC) or California State University (CSU) entrance requirements, or programs of study that align with state board approved career technical educational standards and framework;
- D. The percentage of English learner pupils who make progress toward English proficiency as measured by the California English Language Development Test (CELDT);
- E. The English learner reclassification rate;
- F. The percentage of pupils who have passed an advanced placement examination with a score of 3 or higher; and
- G. The percentage of pupils who participate in, and demonstrate college preparedness pursuant to, the Early Assessment Program, or any subsequent assessment of college preparedness.

Priority 5: Pupil Engagement as measured by all of the following, as applicable:

- A. School attendance rates;
- B. Chronic absenteeism rates;
- C. Middle school dropout rates;
- D. High school dropout rates; and
- E. High school graduation rates;

Priority 6: School Climate as measured by all of the following, as applicable:

- A. Pupil suspension rates;
- B. Pupil expulsion rates; and
- C. Other local measures, including surveys of pupils, parents, and teachers on the sense of safety and school connectedness.

Priority 7: Course Access addresses the extent to which pupils have access to and are enrolled in:

- A. S broad course of study including courses described under *EC* sections 51210 and 51220(a)-(i), as applicable;
- B. Programs and services developed and provided to unduplicated pupils; and
- C. Programs and services developed and provided to individuals with exceptional needs.

Priority 8: Pupil Outcomes addresses pupil outcomes, if available, for courses described under *EC* sections 51210 and 51220(a)-(i), as applicable.

Priority 9: Coordination of Instruction of Expelled Pupils (COE Only) addresses how the county superintendent of schools will coordinate instruction of expelled pupils.

Priority 10. Coordination of Services for Foster Youth (COE Only) addresses how the county superintendent of schools will coordinate services for foster children, including:

- A. Working with the county child welfare agency to minimize changes in school placement
- B. Providing education-related information to the county child welfare agency to assist in the delivery of services to foster children, including educational status and progress information that is required to be included in court reports;
- C. Responding to requests from the juvenile court for information and working with the juvenile court to ensure the delivery and coordination of necessary educational services; and
- D. Establishing a mechanism for the efficient expeditious transfer of health and education records and the health and education passport.

Local Priorities address:

- A. Local priority goals; and
- B. Methods for measuring progress toward local goals.

APPENDIX A: PRIORITIES 5 AND 6 RATE CALCULATION INSTRUCTIONS

For the purposes of completing the LCAP in reference to the state priorities under *EC* sections 52060 and 52066, as applicable to type of LEA, the following shall apply:

(a) “Chronic absenteeism rate” shall be calculated as follows:

- (1) The number of K-8 students who were absent 10 percent or more of the school days excluding students who were:
 - (A) enrolled less than 31 days
 - (B) enrolled at least 31 days but did not attend at least one day
 - (C) flagged as exempt in the district attendance submission. K-8 students are considered to be exempt if they:
 - (i) are enrolled in a Non-Public School
 - (ii) receive instruction through a home or hospital instructional setting
 - (iii) are attending a community college full-time.
- (2) The number of students who meet the enrollment requirements.
- (3) Divide (1) by (2).

(b) “High school dropout rate” shall be calculated as follows:

- (1) The number of cohort members who dropout by the end of year 4 in the cohort where “cohort” is defined as the number of first-time grade 9 pupils in year 1 (starting cohort) plus pupils who transfer in, minus pupils who transfer out, emigrate, or die during school years 1, 2, 3, and 4.
- (2) The total number of cohort members.
- (3) Divide (1) by (2).

(c) “High school graduation rate” shall be calculated as follows:

(1) For a 4-Year Cohort Graduation Rate:

- (A) The number of students in the cohort who earned a regular high school diploma by the end of year 4 in the cohort.
- (B) The total number of students in the cohort.
- (C) Divide (1) by (2).

(2) For a Dashboard Alternative Schools Status (DASS) Graduation Rate:

- (A) The number of students who either graduated as grade 11 students or who earned any of the following:
 - (i) a regular high school diploma
 - (ii) a High School Equivalency Certificate
 - (iii) an adult education diploma
 - (iv) a Certificate of Completion and was eligible for the California Alternative Assessment if under the age of 20.
- (B) The number of students in the DASS graduation cohort.
- (C) Divide (1) by (2).

(d) “Suspension rate” shall be calculated as follows:

- (1) The unduplicated count of pupils involved in one or more incidents for which the pupil was suspended during the academic year (July 1 – June 30).
- (2) The unduplicated count of pupils with a primary, secondary, or short-term enrollment during the academic year (July 1 – June 30).
- (3) Divide (1) by (2).

(e) “Expulsion rate” shall be calculated as follows:

- (1) The unduplicated count of pupils involved in one or more incidents for which the pupil was expelled during the academic year (July 1 – June 30).
- (2) The unduplicated count of pupils with a primary, secondary, or short-term enrollment during the academic year (July 1 – June 30).

(3) Divide (1) by (2).

NOTE: Authority cited: Sections 42238.07 and 52064, *Education Code*. Reference: Sections 2574, 2575, 42238.01, 42238.02, 42238.03, 42238.07, 47605, 47605.6, 47606.5, 48926, 52052, 52060, 52061, 52062, 52063, 52064, 52066, 52067, 52068, 52069, 52070, 52070.5, and 64001,; 20 U.S.C. Sections 6312 and 6314.

APPENDIX B: GUIDING QUESTIONS

Guiding Questions: Annual Review and Analysis

- 1) How have the actions/services addressed the needs of all pupils and did the provisions of those services result in the desired outcomes?
- 2) How have the actions/services addressed the needs of all subgroups of pupils identified pursuant to EC Section 52052, including, but not limited to, English learners, low-income pupils, and foster youth; and did the provision of those actions/services result in the desired outcomes?
- 3) How have the actions/services addressed the identified needs and goals of specific school sites and were these actions/services effective in achieving the desired outcomes?
- 4) What information (e.g., quantitative and qualitative data/metrics) was examined to review progress toward goals in the annual update?
- 5) What progress has been achieved toward the goal and expected measurable outcome(s)? How effective were the actions and services in making progress toward the goal? What changes to goals, actions, services, and expenditures are being made in the LCAP as a result of the review of progress and assessment of the effectiveness of the actions and services?
- 6) What differences are there between budgeted expenditures and estimated actual annual expenditures? What were the reasons for any differences?

Guiding Questions: Stakeholder Engagement

- 1) How have applicable stakeholders (e.g., parents and pupils, including parents of unduplicated pupils and unduplicated pupils identified in *EC* Section 42238.01; community members; local bargaining units; LEA personnel; county child welfare agencies; county office of education foster youth services programs, court-appointed special advocates, and other foster youth stakeholders; community organizations representing English learners; and others as appropriate) been engaged and involved in developing, reviewing, and supporting implementation of the LCAP?
- 2) How have stakeholders been included in the LEA's process in a timely manner to allow for engagement in the development of the LCAP?
- 3) What information (e.g., quantitative and qualitative data/metrics) was made available to stakeholders related to the state priorities and used by the LEA to inform the LCAP goal setting process? How was the information made available?
- 4) What changes, if any, were made in the LCAP prior to adoption as a result of written comments or other feedback received by the LEA through any of the LEA's engagement processes?
- 5) What specific actions were taken to meet statutory requirements for stakeholder engagement pursuant to *EC* sections 52062, 52068, or 47606.5, as applicable, including engagement with representatives of parents and guardians of pupils identified in *EC* Section 42238.01?
- 6) What specific actions were taken to consult with pupils to meet the requirements 5 *CCR* Section 15495(a)?

- 7) How has stakeholder involvement been continued and supported? How has the involvement of these stakeholders supported improved outcomes for pupils, including unduplicated pupils, related to the state priorities?

Guiding Questions: Goals, Actions, and Services

- 1) What are the LEA's goal(s) to address state priorities related to "Conditions of Learning": Basic Services (Priority 1), the Implementation of State Standards (Priority 2), and Course Access (Priority 7)?
- 2) What are the LEA's goal(s) to address state priorities related to "Pupil Outcomes": Pupil Achievement (Priority 4), Pupil Outcomes (Priority 8), Coordination of Instruction of Expelled Pupils (Priority 9 – COE Only), and Coordination of Services for Foster Youth (Priority 10 – COE Only)?
- 3) What are the LEA's goal(s) to address state priorities related to parent and pupil "Engagement": Parental Involvement (Priority 3), Pupil Engagement (Priority 5), and School Climate (Priority 6)?
- 4) What are the LEA's goal(s) to address any locally-identified priorities?
- 5) How have the unique needs of individual school sites been evaluated to inform the development of meaningful district and/or individual school site goals (e.g., input from site level advisory groups, staff, parents, community, pupils; review of school level plans; in-depth school level data analysis, etc.)?
- 6) What are the unique goals for unduplicated pupils as defined in *EC* Section 42238.01 and groups as defined in *EC* Section 52052 that are different from the LEA's goals for all pupils?
- 7) What are the specific expected measurable outcomes associated with each of the goals annually and over the term of the LCAP?
- 8) What information (e.g., quantitative and qualitative data/metrics) was considered/reviewed to develop goals to address each state or local priority?
- 9) What information was considered/reviewed for individual school sites?
- 10) What information was considered/reviewed for subgroups identified in *EC* Section 52052?
- 11) What actions/services will be provided to all pupils, to subgroups of pupils identified pursuant to *EC* Section 52052, to specific school sites, to English learners, to low-income pupils, and/or to foster youth to achieve goals identified in the LCAP?
- 12) How do these actions/services link to identified goals and expected measurable outcomes?
- 13) What expenditures support changes to actions/services as a result of the goal identified? Where can these expenditures be found in the LEA's budget?

Prepared by the California Department of Education, January 2019

LCAP Expenditure Summary

Total Expenditures by Funding Source						
Funding Source	2018-19 Annual Update Budgeted	2018-19 Annual Update Actual	2017-18	2018-19	2019-20	2017-18 through 2019-20 Total
All Funding Sources	4,630,630.00	9,096,170.00	11,398,142.00	11,943,072.00	11,476,389.00	34,817,603.00
1100	0.00	0.00	0.00	0.00	0.00	0.00
5804	0.00	0.00	0.00	0.00	0.00	0.00
General Fund – LCFF Base	0.00	0.00	0.00	0.00	0.00	0.00
LCFF	4,630,630.00	9,096,170.00	11,398,142.00	11,943,072.00	9,802,860.00	33,144,074.00
Low Performing Student Block Grant (LPSBG)	0.00	0.00	0.00	0.00	27,665.00	27,665.00
Not Applicable	0.00	0.00	0.00	0.00	0.00	0.00
Other	0.00	0.00	0.00	0.00	0.00	0.00
Supplemental and Concentration	0.00	0.00	0.00	0.00	1,645,864.00	1,645,864.00

* Totals based on expenditure amounts in goal and annual update sections.

Total Expenditures by Object Type						
Object Type	2018-19 Annual Update Budgeted	2018-19 Annual Update Actual	2017-18	2018-19	2019-20	2017-18 through 2019-20 Total
All Expenditure Types	4,630,630.00	9,096,170.00	11,398,142.00	11,943,072.00	11,476,389.00	34,817,603.00
1000-1999: Certificated Personnel Salaries	0.00	3,870,101.00	11,081,546.00	11,303,177.00	7,042,952.00	29,427,675.00
2000-2999: Classified Personnel Salaries	3,745,261.00	0.00	0.00	0.00	0.00	0.00
4000-4999: Books And Supplies	876,069.00	1,068,722.00	236,596.00	558,295.00	495,530.00	1,290,421.00
5000-5999: Services And Other Operating Expenditures	0.00	4,056,895.00	0.00	0.00	2,771,114.00	2,771,114.00
5800: Professional/Consulting Services And Operating Expenditures	9,300.00	100,452.00	80,000.00	81,600.00	1,166,793.00	1,328,393.00
Certificated Teachers	0.00	0.00	0.00	0.00	0.00	0.00
Not Applicable	0.00	0.00	0.00	0.00	0.00	0.00
Special Activities and fieldtrips	0.00	0.00	0.00	0.00	0.00	0.00

* Totals based on expenditure amounts in goal and annual update sections.

Total Expenditures by Object Type and Funding Source							
Object Type	Funding Source	2018-19 Annual Update Budgeted	2018-19 Annual Update Actual	2017-18	2018-19	2019-20	2017-18 through 2019-20 Total
All Expenditure Types	All Funding Sources	4,630,630.00	9,096,170.00	11,398,142.00	11,943,072.00	11,476,389.00	34,817,603.00
1000-1999: Certificated Personnel Salaries	General Fund – LCFF Base	0.00	0.00	0.00	0.00	0.00	0.00
1000-1999: Certificated Personnel Salaries	LCFF	0.00	3,870,101.00	11,081,546.00	11,303,177.00	6,450,952.00	28,835,675.00
1000-1999: Certificated Personnel Salaries	Supplemental and Concentration	0.00	0.00	0.00	0.00	592,000.00	592,000.00
2000-2999: Classified Personnel Salaries	LCFF	3,745,261.00	0.00	0.00	0.00	0.00	0.00
4000-4999: Books And Supplies	General Fund – LCFF Base	0.00	0.00	0.00	0.00	0.00	0.00
4000-4999: Books And Supplies	LCFF	876,069.00	1,068,722.00	236,596.00	558,295.00	495,530.00	1,290,421.00
5000-5999: Services And Other Operating Expenditures	LCFF	0.00	4,056,895.00	0.00	0.00	2,743,449.00	2,743,449.00
5000-5999: Services And Other Operating Expenditures	Low Performing Student Block Grant (LPSBG)	0.00	0.00	0.00	0.00	27,665.00	27,665.00
5800: Professional/Consulting Services And Operating Expenditures	5804	0.00	0.00	0.00	0.00	0.00	0.00
5800: Professional/Consulting Services And Operating Expenditures	LCFF	9,300.00	100,452.00	80,000.00	81,600.00	112,929.00	274,529.00
5800: Professional/Consulting Services And Operating Expenditures	Other	0.00	0.00	0.00	0.00	0.00	0.00
5800: Professional/Consulting Services And Operating Expenditures	Supplemental and Concentration	0.00	0.00	0.00	0.00	1,053,864.00	1,053,864.00
Certificated Teachers	1100	0.00	0.00	0.00	0.00	0.00	0.00
Certificated Teachers	LCFF	0.00	0.00	0.00	0.00	0.00	0.00
Not Applicable	Not Applicable	0.00	0.00	0.00	0.00	0.00	0.00
Special Activities and fieldtrips	General Fund – LCFF Base	0.00	0.00	0.00	0.00	0.00	0.00

* Totals based on expenditure amounts in goal and annual update sections.

Total Expenditures by Goal						
Goal	2018-19 Annual Update Budgeted	2018-19 Annual Update Actual	2017-18	2018-19	2019-20	2017-18 through 2019-20 Total
Goal 1	3,754,561.00	3,970,553.00	10,005,066.00	10,205,167.00	8,104,128.00	28,314,361.00
Goal 2	558,295.00	440,781.00	1,393,076.00	1,737,905.00	1,882,397.00	5,013,378.00
Goal 3	0.00	0.00	0.00	0.00	0.00	0.00
Goal 4	317,774.00	4,684,836.00	0.00	0.00	1,489,864.00	1,489,864.00

* Totals based on expenditure amounts in goal and annual update sections.

Expenditures Contributing to Increased/Improved Requirement by Funding Source					
Funding Source	2018-19 Annual Update Budgeted	2018-19 Annual Update Actual	2017-18	2018-19	2019-20
All Funding Sources					

Expenditures NOT Contributing to Increased/Improved Requirement by Funding Source					
Funding Source	2018-19 Annual Update Budgeted	2018-19 Annual Update Actual	2017-18	2018-19	2019-20
All Funding Sources					